



TOPIC – Transport with Musical Minds






Dates - weeks starting 1, 8, 15 June 2026

Wurundjeri season - Waring (Wombat)







KEY LEARNING AREAS

The Elements of Music & Early Years Learning Framework (EYLF) Curriculum Outcomes

WHY CHOOSE MUSICAL MINDS?

-  **Live, Interactive, Active Learning**
No backing tracks. Our professional musicians provide live singing and ukulele, fostering active listening, curiosity, and deep engage.
-  **Inclusive Communication (Key Word Auslan)**
We integrate Key Word Auslan into our songs, offering a multi-sensory experience where children of all abilities can connect and express themselves.
-  **Deep Connections to Country**
Our curriculum embeds the *Wurundjeri seasons*, connecting children to local First Nations culture.
-  **A Global Instrumentation**
Children explore a curated range of authentic, age-appropriate instruments from diverse cultures, spanning from nursery to kindergarten. Bridging the gap to Primary School.
-  **Wrap-Around Educational Support**
We provide families and educators with videos, lyrics, and learning tools to bridge the gap between the classroom and home.
Ask your centre for the exclusive resources link!

LINKS TO THE EYLF

-  Outcome 4 (**Learning**): Sparks inquiry, responsiveness, and focus through real-time musical interaction.
-  Outcome 5 (**Communication**): Broadens literacy, promotes non-verbal expression, and champions inclusive communication.
-  Outcome 2 (**Community**): Honors Aboriginal and Torres Strait Islander perspectives, building a strong sense of place and environmental respect.
-  Outcome 2 & 4 (**Diversity & Inquiry**): Promotes cultural competence and hands-on, tactile problem-solving.
-  Outcome 3 (**Wellbeing**): Refines fine motor skills, hand-eye coordination, and emotional resilience through mastery.
-  Outcome 1 (**Identity**): Strengthens a child's sense of Belonging by connecting their early learning center directly with their family life.



musicalminds.com.au

Wurundjeri Season – Waring Season (Wombat)

- This season, which falls from April to July, is characterized by cool and wet weather, misty mornings, and longer nights.
- Wombats become more active during the day, emerging from their burrows to graze and soak up the winter sunshine.

<https://museums victoria.com.au/melbournmuseum/resources/forest-secrets/>

Developmental Stage	Key Learning Area	Outcome	Key Word Sign - Auslan
Nursery	Let's listen to the high and low sounds of the music. Tracking with our vision as our teachers apply movement to the pitch of the sounds. Let's explore the texture of the instruments that we are using.	1.1, 2.1	Build Train Scooter Drive Stop
Toddlers	Let's keep the beat of the music as we explore the movement of different modes of transport. Let's play the instruments to the beat and move our bodies to the beat.	1.1, 2.1, 2.2, 3.1	Go Wait Rainbow
Kinder 3	Let's keep the beat as a team/band. Let's count the number of beats in the bar before we start playing. Let's use expression to move like different modes of transport.	1.1, 2.1, 2.2, 3.1	
Kinder 4/ Pre-Prep	Let's count the number of beats in the bar before we begin a song, then let's sing the lyrics while keeping the steady beat on our bodies.	1.1, 2.1, 2.2, 3.1	



Musical Minds Weekly Routine Songs

It's Time For Music | Let's Make a circle | Wake up Puppet | Shake and Stop
| Goodbye Song and we always share in an acknowledgement of country.

Our weekly routine songs are designed to support children's musical development by introducing and reinforcing the Elements of Music, including beat, structure, pitch, tempo, rhythm, dynamics, timbre, and expression.

These songs form the foundation of each child's musical learning. They are carefully composed and taught to promote understanding, recall, and the development of early music skills through active participation.

Each week, the songs are revisited with intentional and creative variations. This approach supports memory retention, deepens conceptual understanding, and allows children to progressively build musical knowledge in a developmentally appropriate way.

As children transition toward learning an individual instrument in Primary School, they will have established a strong and transferable understanding of how music works, providing a solid foundation for future musical learning.

It's Time For Music (*welcome song*)

Come on in it's time for music
Come on in it's music time
We'll sing and dance and play along
We'll sing and dance all day long

Shake and Stop (*sound and silence*)

We're going to shake and shake and shake and stop
Shake and shake and shake and stop
Shake and shake and shake and stop
Then we'll shake some more

Circle Song (*making music together*)

Let's make a circle, circle, circle
Let's make a circle it's music time.

Wake up Puppet (*high & low sounds*)

Wake up *puppet name* how are you today?
So – mi – so – mi – do – do -re – do
G – E – G – E – C - C - D - C1

Goodbye Song (*Key Word Sign - Auslan*)

Key Words Signs: Goodbye, Time, to go, We, Day.

Goodbye, goodbye it's time to go
Goodbye, goodbye it's time to go
We must say, you made our day
Goodbye, goodbye it's time to go



Wake up your teacher's unique puppet every week.

A puppet supports a child's imagination, confidence, and empathy by providing a safe, playful way to explore ideas, express feelings, and practise understanding others through role play.

What is your teachers' puppets name?

Lyrics: Wake up _____ (2 syllable name) how are you today!

Actions: head, shoulders, head, shoulders, fist, fist, rocket to high fist

Solfège: So - mi - so - mi - do - do - re - do1

SING at pitch (words & solfège)

FEEL the music kinaesthetically (actions)

SEE the music visually (Curwen music hand signs)

HEAR the music aurally (practice singing together)

SOLFÈGE HAND SIGNS



TEACH
BESIDEME

	DO		
	TI		
	LA		
	SOL		
	FA		
	MI		
	RE		
	DO		

PRINTABLE CHARTS & FLASH CARDS



3 - Weekly Song List

Our teachers rotate through these songs over a three-week period. Children who attend weekly music classes will learn all of the songs, while those who attend less frequently: fortnightly and monthly classes, will be taught a selection of these songs.

Transport / Waring Season with Musical Minds

HELLO SONG

A short, welcoming song that warms up the body and mind, engages attention, and fosters connection.

- Engine, Engine Number 9
- Stop Says The Red Light
- Johany Works With One Hammer

CORE TOPIC SONG with graphic notation reading sheet for Kinder.

This song introduces key lyrics and concepts related to the lesson. Children learn through interactive methods such as echoing or repeating after the teacher, which supports memory, language development, and active participation.

- Choo Choo Train (*this song is also on Spotify*)

TOPIC SONG

These songs highlight all elements of music and connect to EYLF topics, helping children explore rhythm, pitch, dynamics, tempo, and expression in a fun, engaging way.

- Zooming On My Rainbow Scooter & I Can Sing A Rainbow
- Build it up

ELEMENTS SONGS

These songs focus on a single element of music, such as rhythm, pitch, or dynamics, allowing children to explore and develop a deeper understanding of that specific musical concept through fun, engaging activities.

- Tram Ride
- Monster Truck
- Row your Gurrong (Boat in Woi-Wurrung)

LULLABY

Lullabies provide a calming musical experience that helps children rest and relax. They support emotional regulation, promote a sense of security, and contribute to healthy brain development and overall well-being.

- My Crane Is Yellow
- Little Aeroplane

REFLECTION SONGS FOR RECONCILIATION WEEK

- Itsy Bitsy Yerree
- Inanay
- Maranoa Lullaby

TRANSITION SONG IDEA

Songs can help children move smoothly between activities by providing a predictable, engaging cue. Using music during transitions supports emotional regulation, reduces anxiety, reinforces routines, and keeps children focused and engaged.

- Move like the vehicle in between songs: "Let's catch the train to rhythm town"
- Make sounds of the vehicle



Songs & Activities

Our teachers introduce these songs using developmentally appropriate approaches, incorporating instruments, key learning areas, and engaging activities across all rooms.

This allows children to learn and enjoy the same songs together, supporting continuity and shared musical experiences across the centre and with their families at home.

We have also included an **activity** for each song that ELC educators can use in the classroom when the program is not being delivered.

HELLO SONG

A short, welcoming song that warms up the body and mind, engages attention, and fosters connection.

Engine, Engine Number 9

Activity idea for Educators – Can you make a train as you move around the room; stopping at different areas within the room, let's call them stations. E.g. Reading station!

C F C

Engine, Engine Number 9

C F C

Traveling down the Mernda line (change station for each venue/centre)

C F G7 F

If the train should slow right down

G7 C


Will I get to music town

Choo, choo, choo-choo, choo

Choo, choo, choo-choo, choo

I'm a train, I'm a train, I'm a cugga train yeah!

I'm a train, I'm a train, I'm a cugga train yeah! Wooooohoo!!! (horn)



HELLO SONG

A short, welcoming song that warms up the body and mind, engages attention, and fosters connection.




Stop Says The Red Light

Activity idea for Educators – *Sing the song and play the game. Listen to the song as you play!*

Stop says the red light

Go says the green

Careful says the yellow light winking/blinking in between



Johany Works With One Hammer

Activity idea for Educators – *Can you count to 5 hammers? Try the actions!*

Johany works with one hammer

One hammer, one hammer

Johany works with one hammer

Then they work with two

Actions

Toddlers

- 1 hammer = one hand tapping the ground
- 2 hammers = two hands tapping the ground
- 3 hammers = knee tapping
- 4 hammers = chest tapping
- 5 hammers = head tapping

Pre- Kinder & Kinder

- 1 hammer = one hand tapping the ground
- 2 hammers = two hands tapping the ground
- 3 hammers = two hands and one leg
- 4 hammers = two hand and two legs
- 5 hammers = two hands, two legs and head nodding



CORE TOPIC SONG with graphic notation reading sheet for Kinder


















This song introduces key lyrics and concepts related to the lesson. Children learn through interactive methods such as echoing or repeating after the teacher, which supports memory, language development, and active participation.



Choo Choo Train To Naarm

- Download your chime bar reading music from the website.
<https://musicalminds.com.au/elc-support-materials/>

Activity idea for Educators – Can you move like a train and sound the horn?

Curwen Hand Signs (visual)	Minor Key  Do  Re  Mi																																																											
Beat Solfège Pitch Chime Bar Reading	<div style="text-align: right; margin-bottom: 10px;">  </div> <div style="border: 2px solid blue; padding: 10px; margin-bottom: 10px;"> <p style="text-align: center;">Choo Choo Train to Naarm</p> <table style="width: 100%; text-align: center;"> <tr> <td style="background-color: red; color: white; padding: 5px;">C</td> <td style="background-color: red; color: white; padding: 5px;">C</td> <td style="background-color: orange; color: white; padding: 5px;">D</td> <td style="background-color: orange; color: white; padding: 5px;">D</td> <td style="background-color: red; color: white; padding: 5px;">C</td> <td style="background-color: red; color: white; padding: 5px;">C</td> <td style="background-color: red; color: white; padding: 5px;">C</td> </tr> <tr> <td colspan="2">Choo choo</td> <td colspan="2">chu- gga</td> <td colspan="2">Choo choo</td> <td>train.</td> </tr> <tr> <td style="background-color: red; color: white; padding: 5px;">C</td> <td style="background-color: red; color: white; padding: 5px;">C</td> <td style="background-color: orange; color: white; padding: 5px;">D</td> <td style="background-color: orange; color: white; padding: 5px;">D</td> <td style="background-color: red; color: white; padding: 5px;">C</td> <td style="background-color: red; color: white; padding: 5px;">C</td> <td style="background-color: red; color: white; padding: 5px;">C</td> </tr> <tr> <td colspan="2">Choo choo</td> <td colspan="2">chu- gga</td> <td colspan="2">Choo choo</td> <td>train.</td> </tr> <tr> <td style="background-color: red; color: white; padding: 5px;">C</td> <td style="background-color: red; color: white; padding: 5px;">C</td> <td style="background-color: orange; color: white; padding: 5px;">D</td> <td style="background-color: orange; color: white; padding: 5px;">D</td> <td style="background-color: yellow; color: black; padding: 5px;">E</td> <td colspan="2" style="background-color: orange; color: white; padding: 5px;">D D</td> </tr> <tr> <td colspan="2">Take the</td> <td>train to</td> <td colspan="2">Naarm</td> <td colspan="2">to - day,</td> </tr> <tr> <td style="background-color: red; color: white; padding: 5px;">C</td> <td style="background-color: red; color: white; padding: 5px;">C</td> <td style="background-color: orange; color: white; padding: 5px;">D</td> <td style="background-color: orange; color: white; padding: 5px;">D</td> <td style="background-color: red; color: white; padding: 5px;">C</td> <td style="background-color: red; color: white; padding: 5px;">C</td> <td style="background-color: red; color: white; padding: 5px;">C</td> </tr> <tr> <td colspan="2">Choo choo</td> <td colspan="2">chu- gga</td> <td colspan="2">Choo choo</td> <td>train.</td> </tr> </table> <p style="text-align: center; font-size: small;">www.musicalminds.com.au  = Rest</p> </div>				C	C	D	D	C	C	C	Choo choo		chu- gga		Choo choo		train.	C	C	D	D	C	C	C	Choo choo		chu- gga		Choo choo		train.	C	C	D	D	E	D D		Take the		train to	Naarm		to - day,		C	C	D	D	C	C	C	Choo choo		chu- gga		Choo choo		train.
C	C	D	D	C	C	C																																																						
Choo choo		chu- gga		Choo choo		train.																																																						
C	C	D	D	C	C	C																																																						
Choo choo		chu- gga		Choo choo		train.																																																						
C	C	D	D	E	D D																																																							
Take the		train to	Naarm		to - day,																																																							
C	C	D	D	C	C	C																																																						
Choo choo		chu- gga		Choo choo		train.																																																						
Beat Rhythm Rhythm Notation	<table style="width: 100%; text-align: center;"> <tr> <td style="width: 25%;">1 Ti-ti</td> <td style="width: 25%;">2 t-ti</td> <td style="width: 25%;">3 ti-ti</td> <td style="width: 25%;">4 ta</td> </tr> <tr> <td></td> <td></td> <td></td> <td></td> </tr> </table>				1 Ti-ti	2 t-ti	3 ti-ti	4 ta																																																				
1 Ti-ti	2 t-ti	3 ti-ti	4 ta																																																									
																																																												
Structure	<p>AABA</p> <ul style="list-style-type: none"> • Listen for the similarities and differences. • There are three bars that are the same: CC DD CC C • Can you hear the E in the third bar? 																																																											
Chords Lyrics	<table style="width: 100%; text-align: center;"> <tr> <td>C</td> <td>G7</td> <td>C</td> <td></td> </tr> <tr> <td colspan="4">Choo choo, chugga, choo choo train</td> </tr> <tr> <td>C</td> <td>G7</td> <td>C</td> <td></td> </tr> <tr> <td colspan="4">Choo choo, chugga, choo choo train</td> </tr> <tr> <td>C</td> <td>G7</td> <td>C</td> <td>G7</td> </tr> <tr> <td colspan="4">Take the train to Naarm today</td> </tr> <tr> <td>C</td> <td>G7</td> <td>C</td> <td></td> </tr> <tr> <td colspan="4">Choo choo, chugga, choo choo train</td> </tr> </table>				C	G7	C		Choo choo, chugga, choo choo train				C	G7	C		Choo choo, chugga, choo choo train				C	G7	C	G7	Take the train to Naarm today				C	G7	C		Choo choo, chugga, choo choo train																											
C	G7	C																																																										
Choo choo, chugga, choo choo train																																																												
C	G7	C																																																										
Choo choo, chugga, choo choo train																																																												
C	G7	C	G7																																																									
Take the train to Naarm today																																																												
C	G7	C																																																										
Choo choo, chugga, choo choo train																																																												

TOPIC SONG

These songs highlight all elements of music and connect to EYLF topics, helping children explore beat, rhythm, pitch, structure, dynamics, tempo, and expression in a fun, engaging way.



Zooming On My Rainbow Scooter

Activity idea for Educators – Try the Auslan Key Word Signs learnt in class. Can you move like a boat or like a horse?

Verse Options

1. Zooming on my rainbow scooter, zoom, zoom
2. Riding my red BMX bike, jump, jump
3. Rowing my orange row boat, row, row
4. Running in my new yellow shoes, run run
5. Driving my green eclectic car, (rest, rest)
6. Riding my horse over the hills, yeha!
7. Add more kids modes of transport

Verse

Oh, I'm Zooming on my rainbow scooter, zoom, zoom
Yes, Zooming on my rainbow scooter, zoom, zoom
Oh, I'm zooming on my scooter
I'm zooming on my scooter
I'm Zooming on my rainbow scooter

Chorus

Singin' "Aye aye yippee yippee aye – yeha!
Singin' "Aye aye yippee yippee aye
Singin' "Aye aye yippee yippee
"Aye aye yippee yippee
"Aye aye yippee yippee aye – yeha!

I Can Sing a Rainbow

Musical Minds Version using Key Word Sign - Auslan

Red and yellow and orange and green
Blue and purple and pink too
You can sing a rainbow, sing, a rainbow, sing, a rainbow
too

Look with your eyes, listen with your ears
And sing everything you see
You can sing a rainbow, sing, a rainbow sing along with
me.



TOPIC SONG

These songs highlight all elements of music and connect to EYLF topics, helping children explore beat, rhythm, pitch, structure, dynamics, tempo, and expression in a fun, engaging way.



Build it up

Activity idea for Educators - *Can you count to 10 as you build the building higher and higher?*

C
Build it up, build it up
F
Build it higher
G7 C
Build it up up up up up up to reach the sky
C
Build it up, build it up
F
Build it higher
G7 C
Build it up up up up up up to reach the sky

C C F
Build it 1, build it 2, build it 3
G7 G7 C
Build it 4, build it 5, build it 6
C C F
Build it 7, build it 8, build it 9
G7
Build it 10, knock it down and start again



ELEMENTS SONGS

These songs focus on a single element of music, such as rhythm, pitch, or dynamics, allowing children to explore and develop a deeper understanding of that specific musical concept through fun, engaging activities.



A Tram Ride through Melbourne!

Original melody - Trolley Song – Judy Garland 1944

Activity idea for Educators - *Can you make the sounds of the tram? What does a tram sound like?*

CHORUS

Clang, clang, clang went the tracks

Ding, ding, ding went the bell

Zing, zing, zing went the doors

It's time for the tram to arrive

VERSE 1

"Welcome aboard" said the driver

"Yippee yay" said the kids

"Hello there" said our friends


It's time for the tram to go

VERSE 2

The day was bright, the air was sweet

The scent of Mana Gum in the air

We sang all day, we laughed and played
We rode the tram from home today.



ELEMENTS SONGS

These songs focus on a single element of music, such as rhythm, pitch, or dynamics, allowing children to explore and develop a deeper understanding of that specific musical concept through fun, engaging activities.



Monster Truck

Activity idea for Educators - Can you move to the tempo (fast/slow) of a Monster Truck?
Follow the actions in this song: jump, spin and move

Chorus

D -
I am a monster truck (clap)
A-
Zooming through the mud and dirt
D-
I am a monster truck (clap)
A-
Zooming through the mud and dirt

Verse 1

D-
I can make big jumps and,
G- D-
Do real cool stunts
D-
I can spin around
A- D-
Donuts on the ground.

Verse 2

D-
Tempo is my game
G- D-
I hope you feel the same.
D-
Don't forget my name
A- D-
Monster Trucks feel the flame🔥



ELEMENTS SONGS

These songs focus on a single element of music, such as rhythm, pitch, or dynamics, allowing children to explore and develop a deeper understanding of that specific musical concept through fun, engaging activities.



Row your Gurrong (Boat in Woi-wurrung)

Activity idea for Educators - Let's practice saying the words Gurrong and Barrba in Woi-wurrung. The language group in which our Musical Minds studio stands

Gurrong - pronounced Gah-wong (BOAT)


Barrba - Bah-ba (MERRILY)

Sing in Woi-wurrung

Row, row, row your Gah-wong
Gently down the stream
Bah-ba, Bah-ba, Bah-ba, Bah-ba,
Life is but a dream

Sing in English

C
Row, row, row your boat
F **G7**
Gently down the stream
C
Merrily, merrily, merrily, merrily
G7 **C**
Life is but a dream



Aunty Gail Smith (author)
Sue Hodges (publisher)
Moonee Valley City Council

Musical Minds have connected with the Wurundjeri corporation and Aunty Gail Smith's Nursery Rhyme books.

Purchase via email to:

<https://www.shp.net.au/projects/wurundjeri-nursery-rhymes/>

Musical Minds acknowledges the custodians of the land, the Wurundjeri people of the Kulin Nations and we pay respects to their elders past, present and emerging. Let's make music here today.





LULLABY

Lullabies provide a calming musical experience that helps children rest and relax. They support emotional regulation, promote a sense of security, and contribute to healthy brain development and overall well-being.

My Crane Is Yellow

Activity idea for Educators - Working on your understanding of positional language: Can you move left and right, up and down and reach for the sky.

G C F C
I'm making a building that reaches to the sky
C F C
I need a Crane to reach up high
C F C
My Crane has an arm that goes up and down
C F C
Lifting heavy objects from the ground

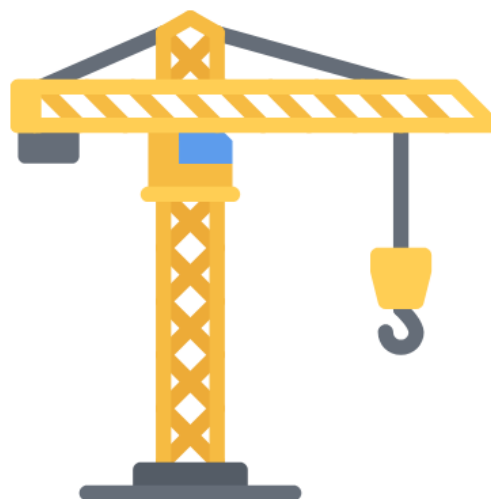
Chorus

F C F C
My Crane is yellow it stands very tall
F C F G
Reaching to the sky, seen by one and all
F C F C
My Crane is yellow it works a long shift
F C G C
Helping builders load and lift

I'm making a building that reaches to the sky
I need a Crane to reach up high
My Crane has a hook that holds on tight
Moving materials on the site

Chorus

My Crane is yellow it stands very tall
Reaching to the sky, seen by one and all
My Crane is yellow it works a long shift
Helping builders load and lift



LULLABY

Lullabies provide a calming musical experience that helps children rest and relax. They support emotional regulation, promote a sense of security, and contribute to healthy brain development and overall well-being

Little Aeroplanes

Activity idea for Educators - Rest, sway and relax as the wind gently moves your body as you sing.

Dm Am Dm Am
We are little aeroplanes, flying, flying.
Dm Am Dm Am
We are little aeroplanes, zoom, zoom, zoom!
Dm C Dm Am
We are flying low, we are flying high.
Dm Am Dm Am Dm
We are flying round and round, flying in the sky!



Weekly Resources

Share these links with your families & on your education portal: storypark, OWNA, Explor and your newsletter

All songs available at [YouTube@musicalmindsaustralia](https://www.youtube.com/channel/UCs9N3gxQiMi3iO0tGrN7tyw/videos?app=desktop)

Share this link or the YouTube handle above:

<https://www.youtube.com/channel/UCs9N3gxQiMi3iO0tGrN7tyw/videos?app=desktop>

Sing at home: Educational Resources for your families.

Share this link for PDF materials & a selection of song videos:

<https://musicalminds.com.au/elcsupportmaterials/>

www.musicalminds.com.au

[instagram.com/musical.minds](https://www.instagram.com/musical.minds)

[facebook.com/MusicalMindsAus/](https://www.facebook.com/MusicalMindsAus/)






Music Resources

(print & share)

Music is for everyone



MUSICAL MINDS



PDF Lyrics & Activity
Song Videos
Graphic Music Reading Sheet
New Topics Every 3 Weeks!!



musicalminds.com.au/elcsupportmaterials/



musical.minds_



1300 159 859