



TOPIC – Rainforest & Jungle with Musical Minds

Dates - weeks starting 20 April, 27 April, 4 May 2026

Wurundjeri season – Waring (Wombat)

KEY LEARNING AREAS

The Elements of Music & Early Years Learning Framework (EYLF) Curriculum Outcomes

Outcome 1 - children have a strong sense of identity

- 1.1 they share in social music making and learning

Outcome 2 - children are connected with and contribute to their world

- 2.1 they learn songs that reflect the seasons around them, they notice the changing landscape.
- 2.2 they take action to assist other children to participate in social groups
- 2.3 they develop a sense of belonging to groups and communities, and learning to respect diversity, culture, and heritage, including the cultures of Aboriginal and Torres Strait Islander peoples.

Outcome 3 - children have a strong sense of wellbeing

- 3.1 increasingly co-operate and work collaboratively with others

Wurundjeri Season – Waring Season (Wombat)

- This season, which falls from April to July, is characterized by cool and wet weather, misty mornings, and longer nights.
- Wombats become more active during the day, emerging from their burrows to graze and soak up the winter sunshine.
- Fungi emerge in the bush, and the land becomes richer and more texture

<https://inspiringvictoria.org.au/2020/08/13/seasons-in-the-sky/>

<https://museumsvictoria.com.au/melbournemuseum/resources/forest-secrets/>

Developmental Stage	Key Learning Area	Outcome	Key Word Sign - Auslan
Nursery	Let's explore the pitch of music as we explore musical instruments and follow the teacher's voice.	1.1, 2.1	Wombat Giraffe
Toddlers	Let's follow the structure of music through movement. Can you move like one of these animals?	1.1, 2.1, 2.2, 3.1	Crocodile
Kinder 3	Let's identify the structure of the music through musical instrument play: e.g., tap the tambourine in the Chorus and shake the tambourine in the Verse. The Verse tells us the story of the song and the Chorus repeats the songs' main theme.	1.1, 2.1, 2.2, 3.1	Lion Monkey Elephant
Kinder 4/ Pre-Prep	Let's try to keep a steady beat while playing our xylophones. Up and down, alternating two sounds, la (D) – mi (A) in the minor key. Let's also try to start and stop as a group (an ensemble).	1.1, 2.1, 2.2, 3.1	Frog



Musical Minds Weekly Routine Songs

It's Time For Music | Let's Make a circle | Wake up Puppet | Shake and Stop
| Goodbye Song and we always share in an acknowledgement of country.

Our weekly routine songs are designed to support children's musical development by introducing and reinforcing the Elements of Music, including beat, structure, pitch, tempo, rhythm, dynamics, timbre, and expression.

These songs form the foundation of each child's musical learning. They are carefully composed and taught to promote understanding, recall, and the development of early music skills through active participation.

Each week, the songs are revisited with intentional and creative variations. This approach supports memory retention, deepens conceptual understanding, and allows children to progressively build musical knowledge in a developmentally appropriate way.

As children transition toward learning an individual instrument in Primary School, they will have established a strong and transferable understanding of how music works, providing a solid foundation for future musical learning.

It's Time For Music (*welcome song*)

Come on in it's time for music
Come on in it's music time
We'll sing and dance and play along
We'll sing and dance all day long

Shake and Stop (*sound and silence*)

We're going to shake and shake and shake and stop
Shake and shake and shake and stop
Shake and shake and shake and stop
Then we'll shake some more

Circle Song (*making music together*)

Let's make a circle, circle, circle
Let's make a circle it's music time.

Wake up Puppet (*high & low sounds*)

Wake up *puppet name* how are you today?
So – mi – so – mi – do – do -re – do
G – E – G – E – C - C - D - C1

Goodbye Song (*Key Word Sign - Auslan*)

Key Words Signs: Goodbye, Time, to go, We, Day.

Goodbye, goodbye it's time to go
Goodbye, goodbye it's time to go
We must say, you made our day
Goodbye, goodbye it's time to go



Wake up your teacher's unique puppet every week.

A puppet supports a child's imagination, confidence, and empathy by providing a safe, playful way to explore ideas, express feelings, and practise understanding others through role play.

What is your teachers' puppets name?

Lyrics: Wake up _____ (2 syllable name) how are you today!

Actions: head, shoulders, head, shoulders, fist, fist, rocket to high fist

Solfège: So - mi - so - mi - do - do - re - do1

SING at pitch (words & solfège)

FEEL the music kinaesthetically (actions)

SEE the music visually (Curwen music hand signs)

HEAR the music aurally (practice singing together)

SOLFÈGE HAND SIGNS



TEACH
BESIDEME

	DO		
	TI		
	LA		
	SOL		
	FA		
	MI		
	RE		
	DO		

PRINTABLE CHARTS & FLASH CARDS



3 - Weekly Song List

Our teachers rotate through these songs over a three-week period. Children who attend weekly music classes will learn all of the songs, while those who attend less frequently: fortnightly and monthly classes, will be taught a selection of these songs.

Rainforest & Jungle / Waring Season with Musical Minds

HELLO SONG

A short, welcoming song that warms up the body and mind, engages attention, and fosters connection.

- Funga Alafia (West Africa)
- Obwisana (Ghanaian Children's song)

CORE TOPIC SONG with graphic notation reading sheet for Kinder.

This song introduces key lyrics and concepts related to the lesson. Children learn through interactive methods such as echoing or repeating after the teacher, which supports memory, language development, and active participation.

- Wombat Waddle

TOPIC SONG

These songs highlight all elements of music and connect to EYLF topics, helping children explore rhythm, pitch, dynamics, tempo, and expression in a fun, engaging way.

- Down In The Jungle
- Hit The Road Fruit Bat

ELEMENTS SONGS

These songs focus on a single element of music, such as rhythm, pitch, or dynamics, allowing children to explore and develop a deeper understanding of that specific musical concept through fun, engaging activities.

- Five Little Monkeys
- Sugar Glider Night
- Galumph Went The Little Green Frog

LULLABY

Lullabies provide a calming musical experience that helps children rest and relax. They support emotional regulation, promote a sense of security, and contribute to healthy brain development and overall well-being.

- Inanay (Yorta Yorta language)
- The Lion Sleeps Tonight (Solomon Linda)

TRANSITION SONG IDEA

Songs can help children move smoothly between activities by providing a predictable, engaging cue. Using music during transitions supports emotional regulation, reduces anxiety, reinforces routines, and keeps children focused and engaged.

- Down in the jungle where nobody goes, I hear an elephant blowing their nose...what would that sound like? Let's go into the jungle and find lots of sounds to hear.
- It is Waring season and the wombats are more active during the day, coming out of their burrows to soak up the sun.
- What sign do you think this is? Yes, it's a monkey! I have 1,2,3,4,5 monkey's jumping on a bed. I wonder how else a monkey could move? Let's swing...



Songs & Activities

Our teachers introduce these songs using developmentally appropriate approaches, incorporating instruments, key learning areas, and engaging activities across all rooms.

This allows children to learn and enjoy the same songs together, supporting continuity and shared musical experiences across the centre and with their families at home.

We have also included an **activity** for each song that ELC educators can use in the classroom when the program is not being delivered.

HELLO SONG

A short, welcoming song that warms up the body and mind, engages attention, and fosters connection.

Funga Alafia (West Africa)

Activity idea for Educators – Can you follow the actions in the video resource? Head, Cross-arms, slide down arm

G
Funga Alafia, asche asche

G D G
Funga Alafia, asche asche

Obwisana (Ghanaian Children's song)

Activity idea for Educators – Can you keep a steady beat while singing this song?

C
Obwisana sa nana
F C
Obwisana sa
C
Obwisana sa nana
F C
Obwisana sa.

Obwisana

Popular ghanés



CORE TOPIC SONG with graphic notation reading sheet for Kinder

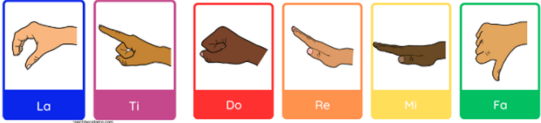
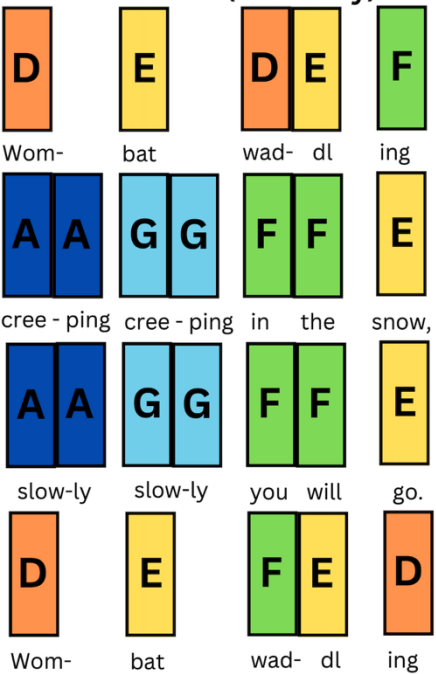













This song introduces key lyrics and concepts related to the lesson. Children learn through interactive methods such as echoing or repeating after the teacher, which supports memory, language development, and active participation.



Wombat Waddle

- Download your chime bar reading music from the website.

Activity idea for Educators – Can you make find the high and low sounds using body percussion?

<p>Curwen Hand Signs (visual)</p>	<p>Minor Key</p> 																																																				
<p>Beat Solfège Pitch Chime Bar Reading</p>	<table border="0"> <tr> <td>1</td><td>2</td><td>3</td><td>4</td></tr> <tr> <td>la</td><td>ti</td><td>la – ti</td><td>do</td></tr> <tr> <td>D</td><td>E</td><td>D-E</td><td>F</td></tr> </table> <table border="0"> <tr> <td>1</td><td>2</td><td>3</td><td>4</td></tr> <tr> <td>mi-mi</td><td>re-re</td><td>do-do</td><td>ti</td></tr> <tr> <td>A-A</td><td>G-G</td><td>F-F</td><td>E</td></tr> </table> <table border="0"> <tr> <td>1</td><td>2</td><td>3</td><td>4</td></tr> <tr> <td>mi-mi</td><td>re-re</td><td>do-do</td><td>ti</td></tr> <tr> <td>A-A</td><td>G-G</td><td>F-F</td><td>E</td></tr> </table> <table border="0"> <tr> <td>1</td><td>2</td><td>3</td><td>4</td></tr> <tr> <td>la</td><td>ti</td><td>do – ti</td><td>la</td></tr> <tr> <td>D</td><td>E</td><td>F-E</td><td>D</td></tr> </table>				1	2	3	4	la	ti	la – ti	do	D	E	D-E	F	1	2	3	4	mi-mi	re-re	do-do	ti	A-A	G-G	F-F	E	1	2	3	4	mi-mi	re-re	do-do	ti	A-A	G-G	F-F	E	1	2	3	4	la	ti	do – ti	la	D	E	F-E	D	<p>Wombat Waddle (minor key)</p> 
1	2	3	4																																																		
la	ti	la – ti	do																																																		
D	E	D-E	F																																																		
1	2	3	4																																																		
mi-mi	re-re	do-do	ti																																																		
A-A	G-G	F-F	E																																																		
1	2	3	4																																																		
mi-mi	re-re	do-do	ti																																																		
A-A	G-G	F-F	E																																																		
1	2	3	4																																																		
la	ti	do – ti	la																																																		
D	E	F-E	D																																																		
<p>Beat Rhythm Rhythm Notation</p>	<table border="0"> <tr> <td>1</td><td>2</td><td>3</td><td>4</td></tr> <tr> <td>ta</td><td>ta</td><td>ti-ti</td><td>ta</td></tr> <tr> <td></td><td></td><td></td><td></td></tr> </table>				1	2	3	4	ta	ta	ti-ti	ta																																									
1	2	3	4																																																		
ta	ta	ti-ti	ta																																																		
																																																					
<p>Structure</p>	<p>ABBA</p> <ul style="list-style-type: none"> • Listen for the similarities and differences. • Both A sections are the same • The B sections are the same 																																																				
<p>Chords Lyrics</p>	<p>D- Wombat Waddling. A- Creeping, creeping in the snow, D- Slowly, slowly you will go. A- Wombat waddling.</p> 																																																				

TOPIC SONG

These songs highlight all elements of music and connect to EYLF topics, helping children explore beat, rhythm, pitch, structure, dynamics, tempo, and expression in a fun, engaging way.



Down In The Jungle

Activity idea for Educators – Can you make the Auslan Key Word Signs for each animal?

C **F** **G7**
Down in the jungle where nobody goes

C **F**
There's a big old **elephant** washing her
toes with a

C **F**
Rub - a - dub here and a rub – a - dub
there

G7 **C**
That's the way she washes her toes!

Boom, boom, boogie woogie, boogie
woogie

Boom, boom, boogie woogie, boogie
woogie

Rub - a - dub here and a rub – a - dub
there

That's the way she washes her toes!

Down in the jungle where nobody goes
There's a great big **lion** washing his hair
with a

Rub - a - dub here and a rub – a - dub
there

That's the way he washes his hair!

Boom, boom, boogie woogie, boogie
woogie

Boom, boom, boogie woogie, boogie
woogie

Rub - a - dub here and a rub – a - dub
there

That's the way he washes his hair!



Down in the jungle where nobody goes
There's a really tall **giraffe** washing her
neck

Rub - a - dub here and a rub – a - dub
there

That's the way she washes her neck!

Boom, boom, boogie woogie, boogie
woogie

Boom, boom, boogie woogie, boogie
woogie

Rub - a - dub here and a rub – a - dub
there

That's the way she washes her neck!

Down in the jungle where nobody goes
There's a cheeky **monkey** washing his
hands with a

Rub - a - dub here and a rub – a - dub
there

That's the way he washes his hands!

Boom, boom, boogie woogie, boogie
woogie

Boom, boom, boogie woogie, boogie
woogie

Rub - a - dub here and a rub – a - dub
there

That's the way he washes his hands!

Down in the jungle where nobody goes
There's a **crocodile** brushing his teeth with
a

Rub - a - dub here and a rub – a - dub
there

That's the way he brushes his teeth!

Boom, boom, boogie woogie, boogie
woogie

Boom, boom, boogie woogie, boogie
woogie

Rub - a - dub here and a rub – a - dub
there

That's the way he brushes his teeth!

Hit The Road Fruit Bat

Original Melody: Hit the Road Jack by Percy Mayfield and recorded by Ray Charles

Activity idea for Educators – This parody is inspired a Bluey episode – Fruit Bat

Chorus

Hit the road fruit bat and don't you come back
No more, no more, no more, no more
Hit the road fruit bat and don't you come back no more
What you say?



Hit the road fruit bat and don't you come back
No more, no more, no more, no more
Hit the road fruit bat and don't you come back no more

Verse 1

I was trying to go to sleep late one night
When a terrible noise gave me a fright
I thought to myself what could that be
A bunch of fruit bats up a palm tree



Verse 2

I had some bananas in my tree,
they were Hangin' there lookin' so yummy
I wanted to make some banana bread
But the fruit bat took them so I said



Verse 3

I saw you flying around so high, you looked like a plane, oh, up in the sky
And, I wanted to come and fly with you,
To see the world from a whole new view.





LULLABY

Lullabies provide a calming musical experience that helps children rest and relax. They support emotional regulation, promote a sense of security, and contribute to healthy brain development and overall well-being.

Inanay (Yorta Yorta)

Activity idea for Educators - Rest, sway and relax as the wind gently moves your body as you sing.

C
Inanay gupu wanna

C
Inanay gupu wanna

F
Ay ay ay oola
F
Oola oola oola

C F C
Ay Yippee yay yippee yay

F
Goo wana goo wana
Goo wana goo wana

C
Goo wah - Choo!



The Lion Sleeps Tonight (Solomon Linda)

C F
In the jungle, the mighty jungle
C G7
The lion sleeps tonight

C F
In the jungle the quiet jungle
C G7
The lion sleeps tonight

C F
Wee heeheehee weeoh aweem away
C G7
Wee heeheehee weeoh aweem away

Near the village, the peaceful village
The lion sleeps tonight
Near the village, the quiet village
The lion sleeps tonight

Wee heeheehee weeoh aweem away
Wee heeheehee weeoh aweem away

Hush, my darling, don't fear, my darling,
The lion sleeps tonight
Hush, my darling, don't fear, my darling,
The lion sleeps tonight

Wimowe, Wimoweh, Wimoweh

Weeheeheehee dee heeheeheehee weeoh
aweem away

Share these links with your families & on your education portal.



All songs available at
[YouTube@musicalmindsaustralia](https://www.youtube.com/channel/UCs9N3gxQiMi3iO0tGrN7tyw/videos?app=desktop)

Share this link or the YouTube handle above:

<https://www.youtube.com/channel/UCs9N3gxQiMi3iO0tGrN7tyw/videos?app=desktop>

Sing at home: Educational Resources for your families.

Share this link for PDF materials & a selection of song videos:

<https://musicalminds.com.au/elcsupportmaterials/>

www.musicalminds.com.au

[instagram.com/musical.minds](https://www.instagram.com/musical.minds)

[facebook.com/MusicalMindsAus/](https://www.facebook.com/MusicalMindsAus/)






Music Resources

(print & share)

Music is for everyone



MUSICAL MINDS



PDF Lyrics & Activity
Song Videos
Graphic Music Reading Sheet
New Topics Every 3 Weeks!!



musicalminds.com.au/elcsupportmaterials/



musical.minds_



1300 159 859