



## TOPIC – Autumn (luk) with Musical Minds

**Dates - weeks starting** 10 Mar, 16 Mar, 23 Mar 2026

**Wurundjeri season – luk** (i for igloo)

### **KEY LEARNING AREAS**

#### **The Elements of Music & Early Years Learning Framework (EYLF) Curriculum Outcomes**

##### **Outcome 1 - children have a strong sense of identity**

- 1.1 they share in social music making and learning

##### **Outcome 2 - children are connected with and contribute to their world**

- 2.1 they learn songs that reflect the seasons around them, they notice the changing landscape.
- 2.2 they take action to assist other children to participate in social groups
- 2.3 they develop a sense of belonging to groups and communities, and learning to respect diversity, culture, and heritage, including the cultures of Aboriginal and Torres Strait Islander peoples.

##### **Outcome 3 - children have a strong sense of wellbeing**

- 3.1 increasingly co-operate and work collaboratively with others

#### **Wurundjeri Season - Biderap (sunny/dry) moving to luk (Eel season)**

- Hot winds cease and temperatures cool.
- luk (eels) are fat and ready to harvest.
- Binap (Manna Gum) is flowering.
- Days and nights are of equal length.

<https://museums victoria.com.au/melbournmuseum/resources/forest-secrets/>

<b>Developmental Stage</b>	<b>Key Learning Area</b>	<b>Outcome</b>	<b>Key Word Sign - Auslan</b>
Nursery	Let's hear and feel the beat of the instrument as we explore our sounds and listen to the sounds around us. Let's watch how Auslan and gesture reflect the meaning of the song.	1.1, 2.1	Rainbow  Rainbow colours
Toddlers	Let's follow the Auslan signs as sing these songs. Let's find the beat of the song and feel it with our whole body and through the instruments.	1.1, 2.1, 2.2, 3.1	Rain
Kinder 3	Let's learn how to Auslan sign as we sing. Let's use movement to express the meaning of the songs we are singing.	1.1, 2.1, 2.2, 3.1	Spider (Yerree)
Kinder 4/ Pre-Prep	Let's make connections between the xylophone songs we are playing and singing; what are the similarities and differences in each of these songs. Let's work together as a team to play a piece in time together.	1.1, 2.1, 2.2, 3.1	Sun  Hello



## Musical Minds Weekly Routine Songs

It's Time For Music | Let's Make a circle | Wake up Puppet | Shake and Stop  
| Goodbye Song and we always share in an acknowledgement of country.

Our weekly routine songs are designed to support children's musical development by introducing and reinforcing the Elements of Music, including beat, structure, pitch, tempo, rhythm, dynamics, timbre, and expression.

These songs form the foundation of each child's musical learning. They are carefully composed and taught to promote understanding, recall, and the development of early music skills through active participation.

Each week, the songs are revisited with intentional and creative variations. This approach supports memory retention, deepens conceptual understanding, and allows children to progressively build musical knowledge in a developmentally appropriate way.

As children transition toward learning an individual instrument in Primary School, they will have established a strong and transferable understanding of how music works, providing a solid foundation for future musical learning.

### **It's Time For Music** (*welcome song*)

Come on in it's time for music  
Come on in it's music time  
We'll sing and dance and play along  
We'll sing and dance all day long

### **Shake and Stop** (*sound and silence*)

We're going to shake and shake and shake and stop  
Shake and shake and shake and stop  
Shake and shake and shake and stop  
Then we'll shake some more

### **Circle Song** (*making music together*)

Let's make a circle, circle, circle  
Let's make a circle it's music time.

### **Wake up Puppet** (*high & low sounds*)

Wake up *puppet name* how are you today?  
So – mi – so – mi – do – do -re – do  
G – E – G – E – C - C - D - C1

### **Goodbye Song** (*Key Word Sign - Auslan*)

*Key Words Signs: Goodbye, Time, to go, We, Day.*

Goodbye, goodbye it's time to go  
Goodbye, goodbye it's time to go  
We must say, you made our day  
Goodbye, goodbye it's time to go



## Wake up your teacher's unique puppet every week.

A puppet supports a child's imagination, confidence, and empathy by providing a safe, playful way to explore ideas, express feelings, and practise understanding others through role play.

### What is your teachers' puppets name?

**Lyrics:** Wake up \_\_\_\_\_ (2 syllable name) how are you today!

**Actions:** head, shoulders, head, shoulders, fist, fist, rocket to high fist

**Solfège:** So - mi - so - mi - do - do - re - do1

**SING** at pitch (words & solfège)

**FEEL** the music kinaesthetically (actions)

































































**SEE** the music visually (Curwen music hand signs)

**HEAR** the music aurally (practice singing together)

## SOLFÈGE HAND SIGNS



TEACH  
BESIDEME

	<b>DO</b>										
	<b>TI</b>		<table border="1"><tr><td></td><td></td><td></td><td></td></tr><tr><td>Do</td><td>Re</td><td>Mi</td><td>Fa</td></tr></table>					Do	Re	Mi	Fa
											
Do	Re	Mi	Fa								
	<b>LA</b>		<table border="1"><tr><td></td><td></td><td></td><td></td></tr><tr><td>Sol</td><td>La</td><td>Ti</td><td>Do</td></tr></table>					Sol	La	Ti	Do
											
Sol	La	Ti	Do								
	<b>SOL</b>										
	<b>FA</b>		<table border="1"><tr><td></td><td></td><td></td><td></td></tr><tr><td>Do</td><td>Re</td><td>Mi</td><td>Fa</td></tr></table>					Do	Re	Mi	Fa
											
Do	Re	Mi	Fa								
	<b>MI</b>		<table border="1"><tr><td></td><td></td><td></td><td></td></tr><tr><td>Sol</td><td>La</td><td>Ti</td><td>Do</td></tr></table>					Sol	La	Ti	Do
											
Sol	La	Ti	Do								
	<b>RE</b>										
	<b>DO</b>										

## PRINTABLE CHARTS & FLASH CARDS



### 3 - Weekly Song List

Our teachers rotate through these songs over a three-week period. Children who attend weekly music classes will learn all of the songs, while those who attend less frequently: fortnightly and monthly classes, will be taught a selection of these songs.

## Ocean & Sea Life with Musical Minds

### HELLO SONG

*A short, welcoming song that warms up the body and mind, engages attention, and fosters connection.*

- Say G'day!
- Wonderful Rain

### CORE TOPIC SONG with graphic notation reading sheet for Kinder.

*This song introduces key lyrics and concepts related to the lesson. Children learn through interactive methods such as echoing or repeating after the teacher, which supports memory, language development, and active participation.*

- Hear that rain

### TOPIC SONG

*These songs highlight all elements of music and connect to EYLF topics, helping children explore rhythm, pitch, dynamics, tempo, and expression in a fun, engaging way.*

- Autumn Leaves are Falling Down
- The Eel Song

### ELEMENTS SONGS

*These songs focus on a single element of music, such as rhythm, pitch, or dynamics, allowing children to explore and develop a deeper understanding of that specific musical concept through fun, engaging activities.*

- I can sing a rainbow
- Listen to the Leaves

### LULLABY

*Lullabies provide a calming musical experience that helps children rest and relax. They support emotional regulation, promote a sense of security, and contribute to healthy brain development and overall well-being.*

- Bend with the wind
- Itsy Bitsy Yerree (Spider in Woi-Wurrung)

### TRANSITION SONG IDEA

*Songs can help children move smoothly between activities by providing a predictable, engaging cue. Using music during transitions supports emotional regulation, reduces anxiety, reinforces routines, and keeps children focused and engaged.*

- Can you move like an eel, let's slither to the mat
- I love it when I see a rainbow? Have you seen a rainbow in the sky?
- It has been raining all morning, I know a little creature that climbs up the water spout? Let's learn how to say Spider – Yerree, in Woi-wurrung. This is a First Nations language.



## Songs & Activities

Our teachers introduce these songs using developmentally appropriate approaches, incorporating instruments, key learning areas, and engaging activities across all rooms.

This allows children to learn and enjoy the same songs together, supporting continuity and shared musical experiences across the centre and with their families at home.

We have also included an **activity** for each song that ELC educators can use in the classroom when the program is not being delivered.

### HELLO SONG

*A short, welcoming song that warms up the body and mind, engages attention, and fosters connection.*

### Say G'day

*Activity idea for Educators – Can you all sing 'hooray' together?*

**C**  
G'day, G'day  
**F**                      **C**  
It's great to see you here today  
**C**  
Everybody say hooray (hooray)  
**G7**  
Now it's time to learn and play  
**C**  
Music is for everyone  
**F**                      **C**  
So come on in and join the fun  
**C**  
Take your seat class has begun  
**G7**  
Everybody say g'day.



# HOORAY!

## Wonderful Rain

**Activity idea for Educators** – Can you make a rain soundscape as you sing this song? What sounds can you find in the play area (inside or outside) that could sound like the rain. Don't forget to use your voice, it can make wonderful rain sounds.

**C**            **A-**  
Wonderful rain

**C**            **A-**  
Glorious rain

**C**            **A-**  
I'm so glad that you

**F**            **G7**  
came back once again - REPEAT

**C**  
Rain brings life as it

**F**  
falls to the ground (tap the ground) – ECHO THE TEACHER

**C**  
Animals gather from

**F**  
all around (spin around) – ECHO THE TEACHER

**C**  
Rain helps the

**F**  
plants to grow (KWS for growing) - ECHO THE TEACHER

**C**  
When it's cold it

**F**  
turns to snow - ECHO THE TEACHER

(make yourself into a snow ball....then when you hear the chorus start moving like the rain again)



## CORE TOPIC SONG with graphic notation reading sheet for Kinder

This song introduces key lyrics and concepts related to the lesson. Children learn through interactive methods such as echoing or repeating after the teacher, which supports memory, language development, and active participation.



### Hear that Rain

- Download your chime bar reading music from the website.

**Activity idea for Educators** – Can you tap the rhythm of the song as you sing. The rhythm is found in the words, e.g. Rain = 1 tap (ta – a crotchet sound)

<b>Curwen Hand Signs (visual)</b>					
<b>Beat Solfège Pitch</b>  <b>Chime Bar Reading</b>	1 so G	2 mi E	3 so – mi G-E	4 do C	
<b>Beat Rhythm</b>  <b>Rhythm Notation</b>	1 ta	2 ta	3 ti-ti	4 ta	
<b>Structure</b>	ABCA <ul style="list-style-type: none"> <li>• Listen for the similarities and differences.</li> <li>• Both A sections are the same</li> <li>• The B sections ends the same as the A section, “Falling down”</li> <li>• Can you make pitter patter sounds in the C section</li> </ul>				
<b>Chords Lyrics</b>	C      G7    C Rain, rain falling down C                      G7    C Hear that sound it’s falling down C    G7    C    F Pitter patter, pitter patter C              G7    C Rain, rain falling down				

## TOPIC SONG

*These songs highlight all elements of music and connect to EYLF topics, helping children explore beat, rhythm, pitch, structure, dynamics, tempo, and expression in a fun, engaging way.*



## Autumn Leaves are Falling Down

**Activity idea for Educators** – Can you catch the pretend leaves as they fall from the trees, pick them up and then stomp around the room, keeping the beat.

**C**  
Autumn leaves are falling down

**F**                **G7**  
Falling down, falling down

**C**  
Autumn leaves are falling down

**G7 C**  
All around

Pick them up and throw them high

Throw them high, throw them high

Pick them up and throw them high

Reach for the sky

Stomp around and crush the leaves

Crush the leaves crush the leaves

Stomp around and crush the leaves  
Falling from the trees



## The Eel Song

*The Wurundjeri season of luk Season*

**Activity idea for Educators** – Can you use your classes names in the song? Can you clap to 3 as you sing.

**C (F) C**

One, two, three

**C (F) C**

Jayjay caught an eel

**C Am F G7 C**

Eel slid in the mud, one, two, three

**C (F) C**

Four, five, six,

**C (F) C**

Mika caught an eel,

**C Am F G7 C**

Eel slithered round and round, four, five, six,

**C (F) C**

Seven, eight, nine,

**C (F) C**

Ada caught an eel

**C Am F G7 C**

Eel swam up the stream, seven, eight, nine

**C (F) C**

Count to ten,

**C (F) C**


cooler season here

**C Am F G7 C**

Eel time, Mana gum, count to 10

**C F G7 F C**

One, two, three, four, five, six, seven, eight, nine and ten



## ELEMENTS SONGS

*These songs focus on a single element of music, such as rhythm, pitch, or dynamics, allowing children to explore and develop a deeper understanding of that specific musical concept through fun, engaging activities.*




### I Can Sing a Rainbow

*Musical Minds Version*

**Activity idea for Educators** - Learn the KWS Auslan for the colours of the rainbow song. Use our helpful videos in your resources pack.

**C** (E-)  
Red and yellow and orange and green  
**F** (C) (D-) **G7**  
Blue and purple and pink too  
**C** **F** **G7** **C**  
You can sing a rainbow, sing, a rainbow, sing, a rainbow too

**F** **C** **F** **C**  
Look with your eyes, listen with your ears  
**F** (F-) **C**  
And sing everything you see  
**D7** **G7**  
You can sing a rainbow, sing, a rainbow sing along with me.



### Listen to the Leaves

**Activity idea for Educators** - Can you make the sounds of the leaves with your voices and move like the leaves?

**C**  
Listen to the sound of the leaves go crunch  
**C** **G7** **C**  
Crunch, crunch, crunch  
**C** **G7** **C**  
Crunch, crunch, crunch

**C**  
Twist your feet and make the leaves go  
scrunch  
**C** **G7** **C**  
Scrunch, scrunch, scrunch  
**C** **G7** **C**  
Scrunch, scrunch, scrunch

**F**  
Listen to the rain as it gently falls  
**F** **C** **F**  
Pitter patter pitter patter shhhhhh  
**F** **C** **F**  
Pitter patter pitter patter shhhhhh

**C**  
Listen to the early morning  
song bird call  
**C** **G7** **C**  
So Mi Fa Re Do Do Do  
**C** **G7** **C**  
So Mi Fa Re Do Do Do



## LULLABY

*Lullabies provide a calming musical experience that helps children rest and relax. They support emotional regulation, promote a sense of security, and contribute to healthy brain development and overall well-being.*



## Bend With The Wind

**Activity idea for Educators** - Rest, sway and relax as the wind gently moves your body as you sing.

C  
Bend with the wind  
C  
Bend with the wind  
C                    F  
Sway, sway and bend...  
G7                    C  
Bend with the wind



## Itsy Bitsy Yerree (Yerree is Spider in the Woi-Wurrung)

*Using three languages we learn to sing – Woi-Wurrung, KWS Auslan & English*

### First Nations connection to language and culture

Through our engagement with the *Nursery Rhyme Woi-Wurrung* songbooks by Aunty Gail Smith, a Wurundjeri Woi-wurrung Elder, we have been able to strengthen our connections with the Wurundjeri Corporation in our local community, as well as with Aunty Gail's publisher and business partner. These relationships support our commitment to respectfully incorporating Aboriginal language and culture within our music program.

In this version we also include Spider, Rain and Sun in **Key Word Sign** linked to the **Auslan language**.

Musical Minds acknowledges the Wurundjeri Woi-wurrung people who are the Traditional Owners of the land on which Darebin stands, where the Musical Minds studio is located. We recognise their continuing connection to land, waters and culture. We pay our respects to Elders past, present and emerging

C                                    G                    C  
Itsy bitsy yerree climbed up the water spout  
  
C                                    G7                    C  
Down came the rain and washed the yerree out  
  
C                                    G                    C  
Out came the sunshine and dried up all the rain  
  
C                                    G7                    C  
So Itsy bitsy yerree climbed up the spout again.



**Share these links with your families & on your education portal.**



**All songs available at**  
**[YouTube@musicalmindsaustralia](#)**

Share this link or the YouTube handle above:

**<https://www.youtube.com/channel/UCs9N3gxQiMi3iO0tGrN7tyw/videos?app=desktop>**

**Sing at home: Educational Resources for your families.**

Share this link for PDF materials & a selection of song videos:

**<https://musicalminds.com.au/elcsupportmaterials/>**

**[www.musicalminds.com.au](http://www.musicalminds.com.au)**

**[instagram.com/musical.minds\\_](https://www.instagram.com/musical.minds_)**

**[facebook.com/MusicalMindsAus/](https://www.facebook.com/MusicalMindsAus/)**






# Music Resources

(print & share)

*Music is for everyone*



**MUSICAL MINDS**



PDF Lyrics & Activity  
Song Videos  
Graphic Music Reading Sheet  
New Topics Every 3 Weeks!!



[musicalminds.com.au/elcsupportmaterials/](https://musicalminds.com.au/elcsupportmaterials/)



musical.minds\_



1300 159 859