



Music Class Resources

(print & share)

PDF Lyrics & Activity
Song Videos
Graphic Music Reading Sheet
New topics every 3 weeks!!

<https://musicalminds.com.au/elcsupportmaterials/>



Music is for everyone, and every child deserves the chance to explore it!

That's why at Musical Minds each week we share fun, easy-to-use musical resources for families and educators. Even if a child wasn't in music class that week, they can join in the learning, sing along at home, and keep discovering the joy of music.



TOPIC - Zoo with Musical Minds

Weeks starting 27th Jan, 2nd Feb, 9th Feb
Wurundjeri season – Biderap

KEY LEARNING AREAS

The Elements of Music & Early Years Learning Framework (EYLF) Curriculum Outcomes

Outcome 1 - children have a strong sense of identity

- 1.1 they share in social music making and learning

Outcome 2 - children are connected with and contribute to their world

- 2.1 they learn songs that reflect the seasons around them, they notice the changing landscape.
- 2.2 they take action to assist other children to participate in social groups

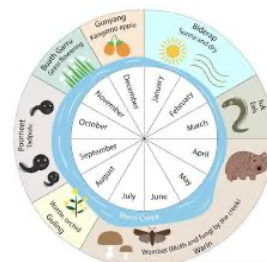
Outcome 3 - children have a strong sense of wellbeing

- 3.1 increasingly co-operate and work collaboratively with others

Wurundjeri Season - Biderap – sunny and dry (summer)

- Hot, dry weather. High temperatures and low rainfall.
- Female Common Brown butterflies are flying.

<https://museums victoria.com.au/melbournemuseum/resources/forest-secrets/>



Developmental Stage	Key Learning Area	Outcome	Key Word Sign - Auslan
Nursery	Let's explore a range of instruments and make our own choice as to which one we like the sound of.	1.1, 2.1	Monkey Elephant Seal Lion
Toddlers	Let's try to move our bodies to the beat as we play a steady one note beat on our instruments.	1.1, 2.1, 2.2, 3.1	Rainbow Sun Red, Orange, Yellow, Green, Blue, Purple, Pink
Kinder 3	Let's try using music hand signs to visually show the sounds 'so' and 'mi' in C major (G and E).	1.1, 2.1, 2.2, 3.1	
Kinder 4/ Pre-Prep	Let's explore the sound 'la' vocally and on the xylophone/chime bars. Let's try to stay in time as we sing and play 'Big Bright Sun' and 'Hello, how are you?.'	1.1, 2.1, 2.2, 3.1	



Musical Minds Weekly Routine Songs

It's Time For Music | Let's Make a circle | Wake up Puppet | Shake and Stop
| Goodbye Song and we always share in an acknowledgement of country.

Our weekly routine songs are designed to support children's musical development by introducing and reinforcing the Elements of Music, including beat, structure, pitch, tempo, rhythm, dynamics, timbre, and expression.

These songs form the foundation of each child's musical learning. They are carefully composed and taught to promote understanding, recall, and the development of early music skills through active participation.

Each week, the songs are revisited with intentional and creative variations. This approach supports memory retention, deepens conceptual understanding, and allows children to progressively build musical knowledge in a developmentally appropriate way.

As children transition toward learning an individual instrument in Primary School, they will have established a strong and transferable understanding of how music works, providing a solid foundation for future musical learning.

Come On In It's Time For Music (*welcome song*)

Come on in it's time for music
Come on in it's music time
We'll sing and dance and play along
We'll sing and dance all day long

Shake and Stop (*sound and silence*)

We're going to shake and shake and shake and stop
Shake and shake and shake and stop
Shake and shake and shake and stop
Then we'll shake some more

Circle Song (*making music together*)

Let's make a circle, circle, circle
Let's make a circle it's music time.

Wake up Puppet (*high & low sounds*)

Wake up *puppet name* how are you today?
So – mi – so – mi – do – do -re – do
G – E – G – E – C - C - D - C1

Goodbye Song (*Key Word Sign - Auslan*)

Key Words Signs: Goodbye, Time, to go, We, Day.

Goodbye, goodbye it's time to go
Goodbye, goodbye it's time to go
We must say, you made our day
Goodbye, goodbye it's time to go



Wake up your teacher's unique puppet every week.

A puppet supports a child's imagination, confidence, and empathy by providing a safe, playful way to explore ideas, express feelings, and practise understanding others through role play.

What is your teachers' puppets name?

Lyrics: Wake up _____ (2 syllable name) how are you today!

Actions: head, shoulders, head, shoulders, fist, fist, rocket to high fist

Solfège: So - mi - so - mi - do - do - re - do1

SING at pitch (words & solfège)

FEEL the music kinaesthetically (actions)

SEE the music visually (Curwen music hand signs)

HEAR the music aurally (practice singing together)

SOLFÈGE HAND SIGNS



TEACH
BESIDE ME

	DO										
	TI		<table border="1"><tbody><tr><td></td><td></td><td></td><td></td></tr><tr><td>Do</td><td>Re</td><td>Mi</td><td>Fa</td></tr></tbody></table>					Do	Re	Mi	Fa
Do	Re	Mi	Fa								
	LA		<table border="1"><tbody><tr><td></td><td></td><td></td><td></td></tr><tr><td>Sol</td><td>La</td><td>Ti</td><td>Do</td></tr></tbody></table>					Sol	La	Ti	Do
Sol	La	Ti	Do								
	SOL										
	FA		<table border="1"><tbody><tr><td></td><td></td><td></td><td></td></tr><tr><td>Do</td><td>Re</td><td>Mi</td><td>Fa</td></tr></tbody></table>					Do	Re	Mi	Fa
Do	Re	Mi	Fa								
	MI		<table border="1"><tbody><tr><td></td><td></td><td></td><td></td></tr><tr><td>Sol</td><td>La</td><td>Ti</td><td>Do</td></tr></tbody></table>					Sol	La	Ti	Do
Sol	La	Ti	Do								
	RE										
	DO										

PRINTABLE CHARTS & FLASH CARDS



3 - Weekly Song List

Our teachers rotate through these songs over a three-week period. Children who attend weekly music classes will learn all of the songs, while those who attend less frequently: fortnightly and monthly classes, will be taught a selection of these songs.

HELLO SONG

A short, welcoming song that warms up the body and mind, engages attention, and fosters connection.

- Good Morning Little Yellow Bird
- Listen to the Animals

CORE TOPIC SONG with graphic notation reading sheet for Kinder.

This song introduces key lyrics and concepts related to the lesson. Children learn through interactive methods such as echoing or repeating after the teacher, which supports memory, language development, and active participation.

- Big Bright Sun

TOPIC SONG

These songs highlight all elements of music and connect to EYLF topics, helping children explore rhythm, pitch, dynamics, tempo, and expression in a fun, engaging way.

- Going to the Zoo (Peter, Paul, Mary)
- Zousan (Japanese & English)

ELEMENTS SONGS

These songs focus on a single element of music, such as rhythm, pitch, or dynamics, allowing children to explore and develop a deeper understanding of that specific musical concept through fun, engaging activities.

- This is the way we (soft, loud, fast, slow)
- I love Ice cream

LULLABY

Lullabies provide a calming musical experience that helps children rest and relax. They support emotional regulation, promote a sense of security, and contribute to healthy brain development and overall well-being.

- Silky Snake
- Maranoa Lullaby

TRANSITION SONG IDEA

Songs can help children move smoothly between activities by providing a predictable, engaging cue. Using music during transitions supports emotional regulation, reduces anxiety, reinforces routines, and keeps children focused and engaged.

- I can sing a Rainbow
- Auslan Key Word Signs

Songs & Activities

Our teachers introduce these songs using developmentally appropriate approaches, incorporating instruments, key learning areas, and engaging activities across all rooms.

This allows children to learn and enjoy the same songs together, supporting continuity and shared musical experiences across the centre and with their families at home.

We have also included an **activity** for each song that ELC educators can use in the classroom when the program is not being delivered.

HELLO SONG

A short, welcoming song that warms up the body and mind, engages attention, and fosters connection.

Good Morning Little Yellow Bird

Activity idea for Educators – Try signing ‘bird’ and different colours in Key Word Sign (Auslan) while singing.

C F G
Good morning little yellow bird, yellow bird, yellow bird
C F G7 C
Good morning little yellow bird, how are you?

Listen to the Animals

Activity idea for Educators – Can you make the sounds of the animals in the chant?

I know what to do
C F C
Let's all go to the zoo
C F C
Where can the animals be found?
C F C
Listen to the animals sound

G7
Can you hear the...
C
Snake, snake, snake
G7
Can you hear the
C
Snake, snake, snake
G7
Can you hear the
C
Snake, snake, snake
F G7
The snake goes?... (s

CORE TOPIC SONG with graphic notation reading sheet for Kinder



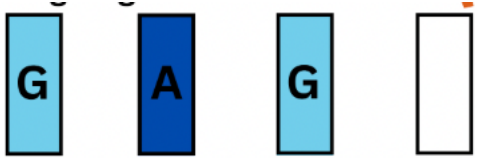

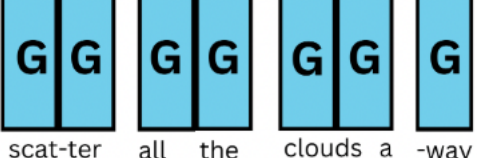
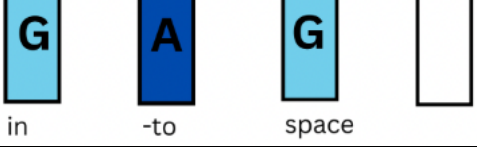





This song introduces key lyrics and concepts related to the lesson. Children learn through interactive methods such as echoing or repeating after the teacher, which supports memory, language development, and active participation.



Big Bright Sun

- Download your chime bar reading music from the website.

Activity idea for Educators – Musically paint the high and low sounds on your body as you sing. Shoulders (so/G) and head (la/A)

Curwen Hand Signs (visual)	 			
Beat	1	2	3	4
Solfège	so	la	so	shh
Pitch	G	A	G	rest
Chime Bar Reading				
	1	2	3	4
	so	la	so	shh
	G	A	G	rest
				
	1	2	3	4
	So-so	so-so	so-so	so
	GG	GG	GG	G
				
	1	2	3	4
	so	la	so	shh
	G	A	G	rest
				
Beat	1	2	3	4
Rhythm	ta	ta	ti – ti	ta
Rhythm Notation				
Structure	AABA <ul style="list-style-type: none"> Three sections the same and one different 			
Chords	C Big black clouds, one by one C G7 C Come across the sky and try to hide the sun C Big bright sun, show your face C G7 C Scatter all the clouds away into space			
Lyrics				

TOPIC SONG

These songs highlight all elements of music and connect to EYLF topics, helping children explore beat, rhythm, pitch, structure, dynamics, tempo, and expression in a fun, engaging way.



Going to the Zoo (Peter, Paul, Mary)

Activity idea for Educators – Can you keep the beat and move like the animals as you sing.

VERSE

C
Mamas taking us to the zoo tomorrow
F G7
Zoo tomorrow, zoo tomorrow
C
Mamas taking us to the zoo tomorrow
F G7 C
We can stay all day

CHORUS

F F F
We're going to the zoo, zoo, zoo.
C C C
How about you, you, you.
G G G
You can come too, too, too.
C C C
We're going to the zoo, zoo, zoo.



ADDITIONAL VERSES

See the elephants with long trunk swinging.
Great big ears and long trunk swinging.
Snuffing up peanuts with long trunk swinging.
We can stay all day!

See all the monkeys scritch, scratch, scritch
Hanging by their long tails scritch, scratch,
scratching
Jumping all around and scritch, scratch,
scratching
We can stay all day!

See all the lions sleep, sleep, sleepin'
Dozing on a rock sleep, sleep, sleepin'
See all the lions sleep, sleep, sleepin'
And we can stay all day

See the seals honk-honk-honkin'
Catchin' the fish and honk-honk-honkin'
See the seals honk-honk-honkin'
And we can stay all day

Well we stayed all day and I'm gettin' sleepy
Sittin' in the car gettin' sleep sleep sleepy
Home already gettin' sleep sleep sleepy
'Cause we have stayed all day

Zousan

Elephant in Japanese

Activity idea for Educators – Can you learn how to say and sing Zousan in Japanese.

C C
G7
Elephant, elephant you have a very
long nose
C F G C
Yes, my mama has a long nose too

Elephant, elephant tell me who do
you love?
Oh, you know it's my Mama that I love.

Zousan

Japanese folk song
arr. B. Thompson
© beethnotes.com



These songs focus on a single element of music, such as rhythm, pitch, or dynamics, allowing children to explore and develop a deeper understanding of that specific musical concept through fun, engaging activities.



Activity idea for Educators - What is the opposite of soft? LOUD. What is the opposite of fast? SLOW. What is the opposite of High? LOW

This is the way we play fast, play fast, play fast
This is the way we play fast, when we're making music.



Activity idea for Educators - Can you clap the number of scoops as you sing the song?

C
On the floor, on the floor



LULLABY

Lullabies provide a calming musical experience that helps children rest and relax. They support emotional regulation, promote a sense of security, and contribute to healthy brain development and overall well-being.



Silky Snake

Activity idea for Educators - Can you move like a snake as we sing this song? 2025 was the year of the snake. This year it is the Luna Year of the Horse. Next program we will sing about a Horse.



Dm
Silky Snake silky snake
Dm
Sliding on the ground
Dm
Silky snake silky snake
A7 Dm
Sliding all around

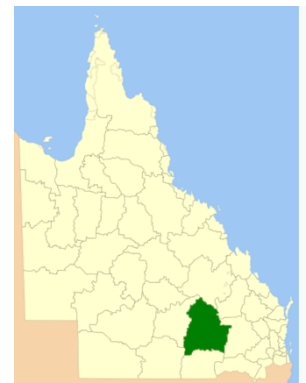
Dm
Sliding through the grass (echo)
Dm
Sliding through the reeds (echo)
A7
Sliding through the mud (echo)
Dm
Sliding through the leaves (echo)

Maranoa Lullaby

Activity idea for Educators - The background of this song

For over forty years, Gunggari woman Ethel Munn has held as a treasure amongst her belongings a booklet of songs which she believes faithfully record the language and music of her people in the Maranoa area/region of south west Queensland. We can share this song, it has been printed and shared.

Learn more from Ethel Munn <https://www.youtube.com/watch?v=3hLitkIPr4c>



Maranoa Lullaby

Aboriginal
Collected and translated by
H. O. Lethbridge
Music arranged by A. S. Loam

Sleep as falls the dark, In your bed of bark.
Mum - ma war - ru - no, Mur - ra wath - un - no,

None shall harm you, dear, Moth er watch - es near.
Mum - ma war - run - no, Mur - ra wath - un - no.

TRANSITION SONG IDEA

Songs can help children move smoothly between activities by providing a predictable, engaging cue. Using music during transitions supports emotional regulation, reduces anxiety, reinforces routines, and keeps children focused and engaged.

Activity idea for Educators - Learn the colours of the rainbow in Key Word Sign and sing as you move from one activity to the next

Activity idea for Educators - Move like the animals from the Zoo from one activity to the next.

Share these links with your families & on your education portal.

**All songs available at
[YouTube@musicalmindsaustralia](https://www.youtube.com/channel/UCs9N3gxQiMi3iO0tGrN7tyw/videos?app=desktop)**

Share this link or the YouTube handle above:

<https://www.youtube.com/channel/UCs9N3gxQiMi3iO0tGrN7tyw/videos?app=desktop>



Sing at home: Educational Resources for your families.



Share this link for PDF materials & a selection of song videos:

<https://musicalminds.com.au/elcsupportmaterials/>

www.musicalminds.com.au

[instagram.com/musical.minds](https://www.instagram.com/musical.minds)

[facebook.com/MusicalMindsAus/](https://www.facebook.com/MusicalMindsAus/)

