

3 week cycle: Let's explore this topic further...



## Topic – Dinosaurs & Guling Season

**Wurundjeri season** – Guling – Wattle & Orchids (August)


### KEY LEARNING AREAS

#### **Wurundjeri Season**

There are seven seasons of the Kulin calendar.

**Guling** – The cold weather eases and the wattle and orchids blooming. The common brown butterfly and caterpillars feed at night. Male koalas can be heard bellowing at night.

Developmental Stage	The Elements of Music & EYLF Outcomes	Outcome	Key Word Sign - Auslan
	<p><b>Outcome 1 – children have a strong sense of identity</b></p> <ul style="list-style-type: none"><li>- 1.1 they share in social music making and learning</li></ul> <p><b>Outcome 2 – children are connected with and contribute to their world</b></p> <ul style="list-style-type: none"><li>- 2.1 they learn songs that reflect the seasons around them, the Wurundjeri season of Guling. They notice the changing landscape.</li><li>- 2.2 they take action to assist other children to participate in social groups</li></ul> <p><b>Outcome 3- children have a strong sense of wellbeing</b></p> <ul style="list-style-type: none"><li>- 3.1 increasingly co-operate and work collaboratively with others</li></ul>		
Nursery	Let's feel the beat like dinosaurs stomping on the earth. Let's hear the floating musical phrases, like musical sentences that start and close.	1.1, 2.1	Dinosaur, Hat, Shoe, Bird, Yellow, Tree, koala, caterpillar
Toddlers	Let's feel and notice the short and long sounds as we move our bodies faster for the short sounds and slower for the long sounds.	1.1, 2.1, 2.2, 3.1	
Kinder 3	Let's identify the short and long sounds in the musical phrases. Learning where musical phrases start: counting the start of a phrase and ending a phrase a class or with a sound/action.	1.1, 2.1, 2.2, 3.1	
Kinder 4/ Pre-Prep	Let's identify similarities and differences between the xylophone piece learnt last topic, which used the notes s-m-l (GAE) and this topic. Do you remember the GFEDCCC from Kangaroo last term?  Start to hear and identify the musical phrases, where they begin and end.	1.1, 2.1, 2.2, 3.1	



## **ROUTINE SONGS**

### **Musical Minds Weekly Routine Songs**

- Come on in it's time for music
- Let's make a circle
- Shake and Stop
- We always have an acknowledgement of country (not recorded)
- Shake and Stop
- At the end of class we sing the goodbye song in Auslan

### **Wake up Puppet – solfège (solfa) – What is your music puppets name?**

Learn to sing at pitch; FEEL the music kinaesthetically, SEE the music visually and HEAR the music aurally.

### **HELLO SONG - *These songs are short and warm up the body & mind***

- Good morning little dinosaurs (Bethune)
- Guling Guling

### **CORE TOPIC SONG - *Teach the lyrics in this song, through 'echo' or 'repeat after me'***

- Wattle Tree (Bethune) or Dinosaur (optional) – no recording yet

### **TOPIC SONG - *Repeat these songs where you can. Highlight all the elements of music***

- Dinosaur Dinner Dance (Rhonda Macken)

### **ELEMENTS SONGS – *Focus on one Element of Music***

- Beat/Rhythm - Long steps, strong steps (Treasures from Orff in the Attic)
- Beat/Rhythm/Poem - I Had a Little Dinosaur (Tiny Tim melody)
- Transition - Call/Echo – Dinosaur Lunch - Nibble, Nibble Crunch (Book: Dinosaur Roar by H.Strickland)

### **EXPRESSION – (Optional) Children move and express themselves in their own way.**

- Three little birds (Bob Marley)

### **LULLABY – *Rest and Relax***

- Time to rest your head (Bethune)
- Fa La Nana Bambino (Italian - Traditional)

## **ROUTINE SONGS**

*Routine, familiarity & retention*



### **Welcome Song – Come On In It's Time For Music (Bethune)**

Come on in it's time for music

Come on in its music time

We'll sing and dance and play along

We'll sing and dance all day long

### **Warm up – Shake (action - sound) and Stop (Silence) (Bethune)**

We're going to shake and shake and shake and stop

Shake and shake and shake and stop

Shake and shake and shake and stop

Then we'll shake some more

### **Circle Song (we make music together)**

Let's make a circle, circle, circle

Let's make a circle it's music time.

### **Pitch (high & Low) Wake up Puppet (Bethune)**

Wake up puppet how are you today

So – mi – so – mi – do – do -re – do

G – E – G – E – C - C - D - C1

## HELLO/WELCOME SONGS

*These songs are short and warm up the body & mind*

### **Hello Song – Good Morning Little Dinosaurs (Bethune)**

Good morning little dinosaurs and how do you do?

We're happy to see you and how do you do.

### **Guling Guling – by Andrew Donald**


Wurundjeri Season of Guling

C        F  
Guling Guling  
G7      C  
Orchids blooming  
C                F  
Caterpillars crawling  
G7      C  
Koalas calling



C        F  
Guling Guling  
G7      C  
Wattle blooming  
C                F  
Caterpillars crawling  
G7      C  
Koalas calling

C        F  
Days are longer  
G7      C  
Sun is stronger  
C        F  
Let us all sing  
G7      C  
Guling Guling



**CORE TOPIC SONG**  
*Teach the lyrics in this song, through 'echo' or 'repeat after me'*



**Wattle Tree by Tanya Bethune**

- Download your xylophone reading music from the website.

<b>Xylophone Basic to Advanced</b>	GG - E - GG - E GG - AA- GG - E GG - EE- GG - E GF- ED- CC - C
<b>Solfa</b>	So- so, mi, so-so, mi So-so, la-la, so-so, mi So-so, mi-mi, so-so, mi So-fa, mi-re, do-do, do
<b>Rhythm</b>	ti-ti, ta, ti-ti, ta Ti-ti, ti-ti, ti-ti, ta Ti-ti, ti-ti, ti-ti, ta Ti-ti, ti-ti, ti-ti, ta  Structure of the rhythm is interesting: A, B, B, B
<b>Lyrics</b>	Wattle tree, wattle tree Gold and yellow bright to see Guling season wattles bright What a lovely natural sight

**Could it be a Dinosaur by Tanya Bethune**

- Download your xylophone reading music from the website.



<b>Xylophone Basic to Advanced</b>	G A G E GG AA GG E G A G E GG AA GG E
<b>Solfa</b>	So la so mi So so la la so so mi So la so mi So so la la so so mi
<b>Rhythm</b>	Ta ta ta ta Ti-ti ti-ti ti-ti ta Ta ta ta ta Ti-ti ti-ti ti-ti ta
<b>Lyrics</b>	Who's that stomping? (question) Could it be a dinosaur. (answer) Who's that flying? (question) Could it be a dinosaur. (answer)

## TOPIC SONG

*Repeat these songs where you can. Highlight all the elements of music*

### **Dinosaur Dinner Dance** (Rhonda Macken – sing book)

Dinosaur in Auslan

*The Dinosaur dinner dance began at nine*

*The food was yum and the feeling was fine*

*Dressed up in tails, bow-ties and hats*

*When the announcement came for the dinosaur dance.*

*Shake it, shake it, shake it like you haven't got a care*

*Twirl your Stegosaurus right up into the air*

*Slide down your Brontosaurus neck right onto the floor*

*Everybody dance and shout we want more, more, more!*

## ELEMENTS SONGS

*Focus on one Element of Music*

### **Rhythm – Long Steps, Strong Steps (attic)**

Long steps, strong steps

Moving right along steps

Long steps, strong steps

Here the Dino comes!

Stepping over houses

Stepping over trees

Stepping over mountains

Stepping over seas

Long steps, strong steps

*Moving right along steps*

*Long steps, strong steps*

*Here the Dino comes!*



**ELEMENTS SONGS**  
*Focus on one Element of Music*


**I Had A Little Dinosaur poem (same melody as Tiny Tim)**

*I had a little dinosaur,  
I put it in my hat.  
I let it ride around a while  
And that was that.*

*I had a little dinosaur,  
I put it in my shoe.  
I let it ride around a while  
Well, wouldn't you?*

*I had a little dinosaur,  
I put it up my sleeve.  
I let it ride around a while  
Till it had to leave.*

*I had a little dinosaur,  
I put it in my bed.  
I read it a stories  
"Goodnight!" I said.*



**Dinosaur Lunch - book by Strickland**

All sorts of Dinosaurs eating up their lunch  
Gobble, gobble, nibble, nibble, munch, munch, scrunch  
Where? Oh where, oh where is my lunch?  
Echo - ta and ti-ti rhythmic patterns

**EXPRESSION**

*Children move and express themselves in their own way.*

**Three little birds – Bob Marley**


"Don't worry about a thing  
'Cause every little thing is gonna be alright"  
Singing, "Don't worry about a thing  
'Cause every little thing is gonna be alright!"

Rise up this morning, smiled with the rising sun  
Three little birds pitch by my doorstep  
Singing sweet songs of melodies pure and true  
Saying, "This is my message to you-ou-ou"

**LULLABY**  
*Rest and Relax*

## Time to rest your head – by Tanya Bethune

D- A- D-  
*It's time to rest your head my little friend*  
 G- D-  
*It's time to go to sleep*  
 D- A-  
*Your day was full of light and play*  
 G- D-  
*It's time to dream away*  
 D- A- G- D-  
*Dream of days, long and free*  
 D- A- G- D-  
*Dream of dreams, memory*



## Fa La Nana Bambino (Catch a Song) – Italian Lullaby


Fa la nana, bambino,  
Fa la nana, bel bam bin,  
Fa la nina, fa la nana,  
Nei brae cetti, della mama.

## ROUTINE SONGS

*Routine, familiarity & retention*

**GOODBYE SONG – Key Word Sign (Auslan) by Tanya Bethune**  
**Key Words: Goodbye, Time, To go, We, Day.**

**Goodbye (sign), goodbye it's time (sign) to go (sign)**  
**Goodbye (sign), goodbye it's time (sign) to go (sign)**  
**We (sign) must say, you made our day (sign)**  
**Goodbye (sign), goodbye it's time (sign) to go (sign)**



**Share these links with your families and on your education portal.**

**All songs available at [youtube@musicalmindsaustralia](https://www.youtube.com/channel/UCs9N3gxQiMi3iO0tGrN7tyw)**

Share this link or the YouTube handle above:

<https://www.youtube.com/channel/UCs9N3gxQiMi3iO0tGrN7tyw/videos?app=desktop>

**Sing at home: Educational Resources for families**

Share this link for PDF materials & a selection of song videos:

<https://musicalminds.com.au/elcsupportmaterials/>

[www.musicalminds.com.au](http://www.musicalminds.com.au)

[instagram.com/musical.minds](https://www.instagram.com/musical.minds)

[facebook.com/MusicalMindsAus/](https://www.facebook.com/MusicalMindsAus/)

