

Let's explore this topic further...



Topic – The Greatest Hits of Term 1

Wurundjeri season - Iuk (Eel) in March & Warin (April – July)

The Elements of Music & EYLF Outcomes

Outcome 1 – children have a strong sense of identity.

- 1.1 they share in social music making and learning.

Outcome 2 – children are connected with and contribute to their world.

- 2.1 they learn songs that reflect the seasons around them, the Wurundjeri season. They notice the changing landscape.
- 2.2 they take action to assist other children to participate in social groups.

Outcome 3- children have a strong sense of wellbeing

3.1 increasingly co-operate and work collaboratively with others.

Developmental Stage		Outcome	Key Word Sign - Auslan
Nursery	Let's reflect on the songs that we have learnt this term.	1.1, 2.1	Bird
Toddlers	Let's focus on the Elements of Music; beat, rhythm, pitch, dynamics, structure, and expression.	1.1, 2.1, 2.2, 3.1	Fish
Kinder 3	Let's use movement and gesture to assist in identifying and expressing the elements of music.	1.1, 2.1, 2.2, 3.1	Ocean Snake
Kinder 4/ Pre-Prep		1.1, 2.1, 2.2, 3.1	Elephant

Share these links with your families and on your education leaders

All songs available at [youtube@musicalmindsaustralia](https://www.youtube.com/channel/UCs9N3gxQiMi3iO0tGrN7tyw)

Share this link or the YouTube handle above:

<https://www.youtube.com/channel/UCs9N3gxQiMi3iO0tGrN7tyw/videos?app=desktop>

Sing at home: Educational Resources for families

Share this link for PDF materials & a selection of song videos:

<https://musicalminds.com.au/elcsupportmaterials/>



Musical Minds Weekly Routine Songs

- Come on in it's time for music
- Let's make a circle
- Shake and Stop
- We always have an acknowledgement of country
- Shake and Stop
- At the end of class we sing the goodbye song in Auslan

Wake up Puppet – solfège (solfa) – What is your music puppets name?

Learn to sing at pitch; FEEL the music kinaesthetically, SEE the music visually and HEAR the music aurally.

HELLO SONG - *These songs are short and warm up the body & mind*

- Good morning little yellow bird
- I'm a little fish

CORE TOPIC SONG - *Teach the lyrics in this song, through 'echo' or 'repeat after me'* **(Your teacher will choose 2)**

- Hello, how are you?
- Sunny Beach
- Hear that Rain
- Bee Bee (so – mi)
- Rain Rain (so – mi)

TOPIC SONG - *These songs highlight all the elements of music and the central topic*

- Going to the Beach
- Going to the Zoo (Peter, Paul and Mary)

ELEMENTS SONGS – *Focus on one Element of Music* **(Your teacher will choose 2)**

- Echo: Silky Snake
- Rhythm: Build on the Ocean Floor
- Transition song - beat: This is the way we (soft, loud, fast, slow)

EXPRESSION – *Children move and express themselves in their own way.*

- Let's Go Swimming (movement)
- The Waves (pitch)

LULLABY – *Rest and Relax* **(Your teacher will choose 2)**

- Zousan (Japanese)
- Big Blue Whale
- Maranoa Lullaby

ROUTINE SONGS
Routine, familiarity & retention

Welcome Song – Come On In It's Time For Music (Bethune)

Come on in it's time for music
Come on in its music time
We'll sing and dance and play along
We'll sing and dance all day long

Warm up – Shake (action - sound) and Stop (Silence) (Bethune)

We're going to shake and shake and shake and stop
Shake and shake and shake and stop
Shake and shake and shake and stop
Then we'll shake some more

Circle Song (we make music together)

Let's make a circle, circle, circle
Let's make a circle it's music time.

Pitch (high & Low) Wake up Puppet (Bethune)

Wake up puppet how are you today
So – mi – so – mi – do – do -re – do
G – E – G – E – C - C - D - C1

HELLO/WELCOME SONGS

These songs are short and warm up the body & mind


Good Morning Little Yellow Bird

C F G
Good morning little yellow bird, yellow bird, yellow bird
C F G7 C
Good morning little yellow bird, how are you? ('who are you' -)



I'm a little fish

I'm a little fish oh watch my swim,
Here is my tail and here is my fin.
When I want to have fun with my friends
I swish my tail and dive right in.



CORE TOPIC SONG

Teach the lyrics in this song, through 'echo' or 'repeat after me'

Recordings available for all songs at YouTube@musicalmindsaustralia.com.

Hello how are you? I am very well

- *How are you feeling today? Change the lyrics to your emotion*

Key	C Major
Chords	G, C
Solfa	So – mi - do
Auslan	Hello, how are you?
Xylophone/Chime bars Basic to Advanced	G - E - GG - E C - C- CC - C
Solfa	so - mi - so so - mi do – do - do do - do
Rhythm	Ta – ta – ti ti – ta Ta – ta – ta – ta
Lyrics	<i>Question: Hello, how are you?</i> <i>Answer: I am very well. (change the emotions)</i>

Hear that Rain

- *A new take on rain ,rain go away. Let us welcome the rain.*

Lyrics & Actions	<i>Rain rain falling down, Hear that sound it's falling down.</i> <i>Pitter, patter, pitter, patter Rain rain falling down.</i>
Chime Bar/Xylophone Kinder 4	G E G-E C CC EE GE C CC DD EE FF G E GE C
Solfa	So, mi, so-mi , do Do- do, mi -mi, so-mi, do Do-do, re-re, mi- mi, fa-fa So, mi, so-mi, do
Rhythm	Ta, ta, ti-ti, ta Ti- ti, ti-ti, ti-ti, ta Ti- ti, ti-ti, ti-ti, ti-ti Ta , ta, ti ti, ta



CORE TOPIC SONG

Teach the lyrics in this song, through 'echo' or 'repeat after me'

Sunny Beach

- Bondi beach revamp



Lyrics & Actions	<i>Sun-ny beach, sun-ny beach (head, shoulders, tummy)</i> <i>Fish in the sea (fish auslan action)</i> <i>Sun-ny beach (head, shoulders, tummy)</i>
Xylophone Kinder 4	E - D- C – rest E - D- C – rest C – CC - D – rest E - D- C – rest
Solfa	mi - re – do - rest mi - re – do - rest do – do do – re - rest mi - re – do - rest
Rhythm	Ta - ta - ta - rest Ta - ta - ta - rest Ta - ti-ti - ta rest Ta - ta - ta - rest

Bee Bee bumble bee

- G (so) and E (mi) and improvisation



Key	C Major
Chords	C, F, G7
Solfa	So - mi
Auslan	Rain
Xylophone/Chime bars Basic to Advanced	G - E - GG - E GG - EE- GG - E
Solfa	so - mi – so so - mi so so - mi mi – so so - mi
Rhythm	Ta - ta - ti ti – ta Ti ti - ti ti - ti ti – ta
Lyrics	G E G G E Bee bee bumble bee G G E E G G E Can you sing/play a song with me?



CORE TOPIC SONG

Teach the lyrics in this song, through 'echo' or 'repeat after me'

Rain Rain

- *A reflection on a simple two note song. Great for children new to chime bars*

Lyrics & Actions	G E G G E Rain, rain go away G G E E G G E Come again a-nother day
Xylophone Kinder 4	G - E - GG - E GG - EE - GG - E
Solfa	so - mi – so so - mi so so - mi mi – so so - mi
Rhythm	Ta - ta - ti ti – ta Ti ti - ti ti - ti ti – ta



TOPIC SONGS

Repeat these songs where you can. These songs highlight all the elements of music

Going to the beach

I'm a memory game

Going to the beach
Leaving right away
If it doesn't rain
We'll stay all day



Teacher – Question - Did you bring the (list an instrument)

Child/Educator/Parent – Answer – Yes, I brought the
(Item/instrument)

Going to the Zoo (Peter, Paul and Mary)

Key Word Sign Auslan – Elephant, Lion, Monkey & Seal

CHORUS

We're goin' to the zoo, zoo, zoo
How about you, you, you?
You can come too, too, too
We're goin' to the zoo, zoo, zoo

See the elephant with the long trunk
swingin'
Great big ears and a long trunk swingin'
See the elephant with the long trunk
swingin'
And we can stay all day

CHORUS

See all the monkeys they're scritch-scratch
scratchin'
Swinging through the trees, scritch-scratch
scratchin'
See all the monkeys they're scritch-scratch
scratchin'
And we can stay all day

CHORUS

We been to the zoo zoo zoo

See all the lions sleep, sleep, sleepin'
Dozing on a rock sleep, sleep, sleepin'
See all the lions sleep, sleep, sleepin'
And we can stay all day

CHORUS

See the seals honk-honk-honkin'
Catchin' the fish and honk-honk-honkin'
See the seals honk-honk-honkin'
And we can stay all day

CHORUS

Well we stayed all day and I'm gettin'
sleepy
Sittin' in the car gettin' sleep sleep sleepy
Home already gettin' sleep sleep sleepy
'Cause we have stayed all day

We been to the zoo zoo zoo
So have you you you
You came too too too

ELEMENTS SONGS
Focus on one Element of Music

Luna New Year

Silky Snake by Andrew Donald

Let's learn to sing the lyrics through echoing the teacher

Dm, A7

Dm

Silky Snake silky snake

D7

Sliding on the ground

Dm

Silky snake silky snake

A7 Dm

Sliding all around

D

Sliding through the grass (echo)

D

Sliding through the reeds (echo)

A7

Sliding through the mud (echo)

Dm

Sliding through the leaves (echo)



Ocean Floor by Andy Donald

C

One, two down in the ocean blue

Dm (G7)

Three, four build on the ocean floor

Em (C)

Five, everybody scuba dive

F

Six, see the dolphins do their tricks

G7

Seven, back to the surface to get air again

Am (F)

Eight, watch the pufferfish inflate

G7

Nine, don't slip on the jellyfish slime

C

Ten, knock it down and start again



ELEMENTS SONGS

Focus on one Element of Music

This is the way we (soft, loud, fast, slow)

Let's learn the fundamental Elements of Music (*EYLDF & Foundation years from the VCAA*)

Tempo = Fast & Slow

Dynamics = Loud & Soft

Pitch = High & Low

CCC

FF

GG

This is the way we softly play, softly play, softly play

CCCC

F

G

C

This is the way we softly play, when we're making music.

This is the way we loudly play, loudly play, loudly play

This is the way we loudly play, when we're making music.

This is the way we play slow, play slow, play slow

This is the way we play slow, when we're making music.

This is the way we play fast, play fast, play fast

This is the way we play fast, when we're making music.



EXPRESSION

Children move and express themselves in their own way.

Let's go swimming (Bethune)

Let's go swimming, let's go swimming down at the pool
Bathers on and sunscreen too,
Don't forget your hat, SPLASH!

Let's go swimming, let's go swimming down at the pool
Move your arms and move your legs,
Kick, kick, kick, kick, kick SPLASH! (ti-ti or do-re- mi ascending)

Let's go swimming, let's go swimming down at the pool
See your friends and learn to swim,
Let's gets nice and cool! SPLASH!



The Waves

Let's sing and move to the pitch of the music. Can you paint the high and low sounds with your actions?

The waves go up
The waves go down
The waves go rolling all around

The waves go up
The waves go down
The waves go rolling all around

There up, there down, there in, there out,
The waves go rolling all about
The waves go rolling all about




LULLABY
Rest and Relax

Big Blue Whale

Rest and relax with one of Tanya's favourite lullabies

*There was a big blue whale sleeping
Resting in the ocean blue
There was a big blue whale sleeping
Sleeping the whole night through*

*The little blue whale was Ada (NAME of child)
She slept the whole night through
The little blue whale was Ada
Sleeping the whole night through*



Zousan (Little Elephant)

English

C C G7
Elephant, elephant you have a very long nose
C F G C
Yes, my mama has a long nose too

*Elephant, elephant tell me who do you love?
Oh, you know it's my Mama that I love.*



Zousan

*Japanese folk song
arr. B. Thompson
© bethsnotes.com*

Musical notation for the song Zousan, featuring two staves with lyrics in English and Japanese.

Staff 1: F F F F C

1. Zou - san, zou - san, O - ha - na ga na ga i no ne,
2. Zou - san, zou - san, Da - re ga su - ki na no,

Staff 2: F B \sharp C F


So - yo kaa - san mo na ga i no yo.
A - no ne kaa - san ga su - ki - na no yo.

LULLABY
Rest and Relax

Maranoa Lullaby (Maranoa SW QLD)

Maranoa Lullaby

Aboriginal
Collected and translated by
H. O. Lethbridge
Music arranged by A. S. Loam



The musical notation is written on two staves in 3/4 time. The first staff begins with a treble clef, a key signature of one flat (Bb), and a common time signature (C). The melody is simple, with notes corresponding to the lyrics below. The lyrics are written in two lines, with the first line starting with a 's' above the first note. The second staff continues the melody and lyrics.

Sleep as falls the dark, In your bed of bark.
Mum - ma war - ru - no, Mur - ra wath - un - no,
None shall harm you, dear, Moth er watch - es near.
Mum - ma war - run - no, Mur - ra wath - un - no.

ROUTINE SONG

Routine, familiarity & retention

GOODBYE SONG – Key Word Sign (Auslan signs) by Tanya Bethune

Key Words: Goodbye, Time, To go, We, Day.

Goodbye (sign), goodbye it's time (sign) to go (sign)

Goodbye (sign), goodbye it's time (sign) to go (sign)

We (sign) must say, you made our day (sign)

Goodbye (sign), goodbye it's time (sign) to go (sign)

Share these links with your families and on your education portal.

All songs available at [youtube@musicalmindsaustralia](https://www.youtube.com/channel/UCs9N3gxQiMi3iO0tGrN7tyw/videos?app=desktop)

Share this link or the YouTube handle above:

<https://www.youtube.com/channel/UCs9N3gxQiMi3iO0tGrN7tyw/videos?app=desktop>

Sing at home: Educational Resources for families

Share this link for PDF materials & a selection of song videos:

<https://musicalminds.com.au/elcsupportmaterials/>

www.musicalminds.com.au

[instagram.com/musical.minds_](https://www.instagram.com/musical.minds_)

[facebook.com/MusicalMindsAus/](https://www.facebook.com/MusicalMindsAus/)

