

Let's explore this topic further...

Topic – Rainforest & Jungle



Wurundjeri season – Waring (Wombat)

The Elements of Music & EYLF Outcomes

Outcome 1 – children have a strong sense of identity

- 1.1 They share in social music making and learning

Outcome 2 – children are connected with and contribute to their world

- 2.1 They learn songs that reflect the seasons around them, the Wurundjeri season. They notice the changing landscape.
- 2.2 They take action to assist other children to participate in social groups

Outcome 3- children have a strong sense of wellbeing

3.1 increasingly co-operate and work collaboratively with others

Developmental Stage	The Elements of Music	Auslan
Nursery	Let's explore the pitch of music as we explore musical instruments and follow the teacher's voice.	Giraffe
Toddlers	Let's follow the structure of music through movement. Can you move like one of these animals?	Crocodile
Kinder 3	Let's identify the structure of the music through musical instrument play: e.g., tap the tambourine in the Chorus and shake the tambourine in the Verse. The Verse tells us the story of the song and the Chorus repeats the songs' main theme.	Lion Monkey Elephant
Kinder 4/Pre-Prep	Let's try to keep a steady beat while playing our xylophones. Up and down, alternating two sounds, la (D) – mi (A) in the minor key. Let's also try to start and stop as a group (an ensemble).	

Share these links with your families and on your education leaders

All songs available at [YouTube@musicalmindsaustralia](https://www.youtube.com/channel/UCs9N3gxQiMi3iO0tGrN7tyw)

Share this link or the YouTube handle above:

<https://www.youtube.com/channel/UCs9N3gxQiMi3iO0tGrN7tyw/videos?app=desktop>

Sing at home: Educational Resources for families

Share this link for PDF materials & a selection of song videos:

<https://musicalminds.com.au/elcsupportmaterials/>



Musical Minds Weekly Routine Songs

- Come on in it's time for music
- Let's make a circle
- Shake and Stop
- We always have an acknowledgement of country
- Shake and Stop
- At the end of class we sing the goodbye song in Auslan

Wake up Puppet – solfège (solfa) – What is your music puppets name?

Learn to sing at pitch; FEEL the music kinaesthetically, SEE the music visually and HEAR the music aurally.

HELLO SONG - *These songs are short and warm up the body & mind*

- Funga Alafia (West Africa)
- Obwisana (Ghanaian Children's song)

CORE TOPIC SONG - *Teach the lyrics in this song, through 'echo' or 'repeat after me'*

- Wombat Waddle

TOPIC SONG - *These songs highlight all the elements of music and the central topic*

- Down In the Jungle
- Hit The Road Fruit Bat

ELEMENTS SONGS – *Focus on one Element of Music*

- Pitch - Sing High, Sing Low
- Beat 6/8 - Wonderful Rain (Donald)

EXPRESSION – Children move and express themselves in their own way.

- Wally The Worm (Bethune)

LULLABY – *Rest and Relax*

- Inanay (Yorta Yorta language)
- The Lion Sleeps Tonight (Solomon Linda)

ROUTINE SONGS
Routine, familiarity & retention

Welcome Song – Come On In It's Time For Music (Bethune)

Come on in it's time for music
Come on in its music time
We'll sing and dance and play along
We'll sing and dance all day long

Warm up – Shake (action - sound) and Stop (Silence) (Bethune)

We're going to shake and shake and shake and stop
Shake and shake and shake and stop
Shake and shake and shake and stop
Then we'll shake some more

Circle Song (we make music together)

Let's make a circle, circle, circle
Let's make a circle it's music time.

Pitch (high & Low) Wake up Puppet (Bethune)

Wake up puppet how are you today
So – mi – so – mi – do – do -re – do
G – E – G – E – C - C - D - C1

HELLO/WELCOME SONGS

These songs are short and warm up the body & mind

Funga Alafia (West Africa)

G
Funga Alafia, asche asche
G D G
Funga Alafia, asche asche

Obwisana (Ghanaian Children's song)

Obwisana sa nana
Obwisana sa
Obwisana sa nana
Obwisana sa.

Obwisana

Popular ghanés



CORE TOPIC SONG

Teach the lyrics in this song, through 'echo' or 'repeat after me'





Recordings available for all songs at Youtube@musicalmindsaustralia

- Chime bars recording
- Vocal singing in a round

Wombat Waddle

Lyrics & Actions	Wombat Waddling. Creeping, creeping in the snow, Slowly, slowly you will go. Wombat waddling.
Chime Bar/Xylophone Kinder 4	D E DE F AA GG FF E AA GG FF E D E FE D
Solfa	La ti la-ti do mi-mi re-re do-do ti mi-mi re-re do-do ti la ti do-ti la
Rhythm	ta ta ti-ti ta ti-ti ti-ti ti-ti ta t-ti ti-ti ti-ti ta ta ta ti-ti ta



TOPIC SONGS

Repeat these songs where you can. These songs highlight all the elements of music

Down in the jungle

C **F** **G7**
Down in the jungle where nobody goes
C **F**
There's a big old **elephant** washing her
toes with a
C **F**
Rub - a - dub here and a rub – a - dub
there
G7 **C**
That's the way she washes her toes!

C **F** **G7**
Boom, boom, boogie woogie, boogie
woogie
C **F**
Boom, boom, boogie woogie, boogie
woogie
C **F**
Rub - a - dub here and a rub – a - dub
there
G7 **C**
That's the way she washes her toes!

Down in the jungle where nobody goes
There's a great big **lion** washing his hair
with a
Rub - a - dub here and a rub – a - dub
there
That's the way he washes his hair!

Boom, boom, boogie woogie, boogie
woogie
Boom, boom, boogie woogie, boogie
woogie
Rub - a - dub here and a rub – a - dub
there
That's the way he washes his hair!

Down in the jungle where nobody goes
There's a really tall **giraffe** washing her
neck
Rub - a - dub here and a rub – a - dub
there
That's the way she washes her neck!

Boom, boom, boogie woogie, boogie
woogie
Boom, boom, boogie woogie, boogie
woogie
Rub - a - dub here and a rub – a - dub
there
That's the way she washes her neck!

Down in the jungle where nobody goes
There's a cheeky **monkey** washing his
hands with a
Rub - a - dub here and a rub – a - dub
there
That's the way he washes his hands!

Boom, boom, boogie woogie, boogie
woogie
Boom, boom, boogie woogie, boogie
woogie
Rub - a - dub here and a rub – a - dub
there
That's the way he washes his hands!

Down in the jungle where nobody goes
There's a **crocodile** brushing his teeth with
a
Rub - a - dub here and a rub – a - dub
there
That's the way he brushes his teeth!

Boom, boom, boogie woogie, boogie
woogie
Boom, boom, boogie woogie, boogie
woogie
Rub - a - dub here and a rub – a - dub
there
That's the way he brushes his teeth!

TOPIC SONGS

Repeat these songs where you can. These songs highlight all the elements of music

Fruit Bat

Original Melody: Hit the Road Jack by Percy Mayfield and recorded by Ray Charles

Chorus

Hit the road fruit bat and don't you come back
No more, no more, no more, no more
Hit the road fruit bat and don't you come back no more
What you say?

Hit the road fruit bat and don't you come back
No more, no more, no more, no more
Hit the road fruit bat and don't you come back no more



Verse 1


I was trying to go to sleep late one night
When a terrible noise gave me a fright
I thought to myself what could that be
A bunch of fruit bats up a palm tree

Verse 2

I had some bananas in my tree,
they were Hangin' there lookin' so yummy
I wanted to make some banana bread
But the fruit bat took them so I said

Verse 3

I saw you flying around so high, you looked like a plane, oh, up in the sky
And, I wanted to come and fly with you,
To see the world from a whole new view.



ELEMENTS SONGS
Focus on one Element of Music

Sing High, Sing Low

“Let’s learn to sing high and low”

Sing high, sing low
Sing along with TEACHER NAME”

Echo teacher ‘la’ or ‘solfa’

Pith pattern ideas:

Do, re, mi, fa, so, so, so

So, fa, mi, re, do, do, do

Do, re, mi, re, do, do, do

Last repeat – “sing along together” - Do, re, me, fa, so, la, ti, do



Wonderful Rain (Donald)

(a)

C **A-**
Wonderful rain

C **A-**
Glorious rain

C **A-**
I’m so glad that you

F **G7**
came back once again

REPEAT

(b)

C
Rain brings life as it

F
falls to the ground (tap the ground)

ECHO TEACHER

C

Animals gather from

F
all around (spin around)

ECHO TEACHER

C

Rain helps the

F
plants to grow (KWS for growing)

ECHO TEACHER

C

When it’s cold it

F
turns to snow (make yourself into a snow ball....then when you hear the chorus start moving like the rain again)



EXPRESSION

Children move and express themselves in their own way.

Wally the Worm (Bethune)

F A-
Wally the worm, Wally the worm
 Bb
He lives in your garden and he likes to squirm, he's
 F A-
an excellent buddy to you and your plants, yeah
Bb- F
Wally the worm, oh how he likes to squirm



Verse: Can you do the Wally?

A - A- A-
Can you dig a tunnel? (dig, dig)
Bb Bb Bb
Can you hide from the birds? (hide, hide)
F A- A-
Can you eat your veges? (eat, eat)
Bb F
Wally the worm, oh how he likes to squirm (dance like a worm)

Chorus

Now, can you help Wally out in the garden by doing these things?

Verse 2

A A-
Can you make a compost? (just like this)
Bb Bb
Can you cover the worms? (from the sun)
F A-
Can you save the scraps? (he likes to eat, yeah)
Bb F
Wally the worm, oh how he likes to squirm (dance like a worm)



LULLABY
Rest and Relax

Inanay Capuana (Yorta Yorta language)

Inanay gupu wanna
Inanay gupu wanna
Ay ay ay oola

Oola oola oola ay
Yippee yay yippee yay

Goo wana goo wana
Goo wana goo wana
Goo wah - Choo!



The Lion Sleeps Tonight (Solomon Linda)

In the jungle, the mighty jungle
The lion sleeps tonight
In the jungle the quiet jungle
The lion sleeps tonight

Wee heeheehee weeoh aweem away
Wee heeheehee weeoh aweem away

Near the village, the peaceful village
The lion sleeps tonight
Near the village, the quiet village
The lion sleeps tonight

Wee heeheeheehee weeoh aweem away
Rrr, la la la weeoh aweem away

Hush, my darling, don't fear, my darling,
The lion sleeps tonight
Hush, my darling, don't fear, my darling,
The lion sleeps tonight

Wah oh oh, wah oh oh, wah oh wimoweh
Weeheeheehee dee heeheeheehee weeoh aweem
away
Weeheeheehee dee heeheeheehee weeoh aweem
away



ROUTINE SONG
Routine, familiarity & retention



GOODBYE SONG – Key Word Sign (Auslan signs) by Tanya Bethune

Key Words: Goodbye, Time, To go, We, Day.

Goodbye (sign), goodbye it's time (sign) to go (sign)
Goodbye (sign), goodbye it's time (sign) to go (sign)
We (sign) must say, you made our day (sign)
Goodbye (sign), goodbye it's time (sign) to go (sign)

Share these links with your families and on your education portal.

All songs available at [youtube@musicalmindsaustralia](https://www.youtube.com/channel/UCs9N3gxQiMi3iO0tGrN7tyw)

Share this link or the YouTube handle above:

<https://www.youtube.com/channel/UCs9N3gxQiMi3iO0tGrN7tyw/videos?app=desktop>

Sing at home: Educational Resources for families

Share this link for PDF materials & a selection of song videos:

<https://musicalminds.com.au/elcsupportmaterials/>

www.musicalminds.com.au

[instagram.com/musical.minds](https://www.instagram.com/musical.minds)

[facebook.com/MusicalMindsAus/](https://www.facebook.com/MusicalMindsAus/)

