

Let's explore this topic further...

Topic – Ocean & Sea Life



Wurundjeri season - Biderap (sunny and dry) moving to Luk (Eel) in March

The Elements of Music & EYLF Outcomes

We continue to establish the fundamentals of music through the Elements of Music; beat, rhythm, pitch, dynamics, structure, and tone colour (describing the sounds of the instruments).

Outcome 1 – children have a strong sense of identity

- 1.1 they share in social music making and learning

Outcome 2 – children are connected with and contribute to their world

- 2.1 they learn songs that reflect the seasons around them, the Wurundjeri season of Poorneet. They notice the changing landscape.
- 2.2 they take action to assist other children to participate in social groups

Outcome 3- children have a strong sense of wellbeing

3.1 increasingly co-operate and work collaboratively with others

Developmental Stage		Outcome	Key Word Sign - Auslan
Nursery	Let's follow the smooth movement of the ocean. Back and forth and up and down as we explore expression in music.	1.1, 2.1	Fish
Toddlers	Let's practise keeping the beat as we play our musical instruments.	1.1, 2.1, 2.2, 3.1	Friend
Kinder 3	Let's try to echo the actions (high and low) on our bodies as we sing wake up puppet and sunny beach.	1.1, 2.1, 2.2, 3.1	Turtle
Kinder 4/ Pre-Prep	Let's learn a descending (getting lower) pitch pattern – E-D-C vocally, through body percussion and on the xylophones.	1.1, 2.1, 2.2, 3.1	Beach
			Pirate
			Hat

Share these links with your families and on your education leaders

All songs available at [youtube@musicalmindsaustralia](https://www.youtube.com/channel/UCs9N3gxQiMi3iO0tGrN7tyw)

Share this link or the YouTube handle above:

<https://www.youtube.com/channel/UCs9N3gxQiMi3iO0tGrN7tyw/videos?app=desktop>

Sing at home: Educational Resources for families

Share this link for PDF materials & a selection of song videos:

<https://musicalminds.com.au/elcsupportmaterials/>

Musical Minds Weekly Routine Songs

- Come on in it's time for music
- Let's make a circle
- Shake and Stop
- We always have an acknowledgement of country
- Shake and Stop
- At the end of class we sing the goodbye song in Auslan



Wake up Puppet – solfège (solfa) – What is your music puppets name?

Learn to sing at pitch; FEEL the music kinaesthetically, SEE the music visually and HEAR the music aurally.

HELLO SONG - *These songs are short and warm up the body & mind*

- I'm a little fish (KWS) or I had a Tiny Turtle
- Deep Sea Boogie (Donald)

CORE TOPIC SONG - *Teach the lyrics in this song, through 'echo' or 'repeat after me'*

- Sunny Beach (Bondi beach revamp) (Bethune)

TOPIC SONG - *Repeat these songs where you can. These songs highlight all the elements of music*

- Going to the beach
- Argh says the Pirate (Brennan)

ELEMENTS SONGS – *Focus on one Element of Music*


- Echo Singing: Charlie over the ocean
- Rhythm: Ocean Floor (Donald)

EXPRESSION – *Children move and express themselves in their own way.*

- Octopus Garden's (The Beatles- Ringo Starr)

LULLABY – *Rest and Relax*

- Big Blue Whale (Bethune)
- Dugong Magic (Bethune)



ROUTINE SONGS
Routine, familiarity & retention

Welcome Song – Come On In It's Time For Music (Bethune)

Come on in it's time for music
Come on in its music time
We'll sing and dance and play along
We'll sing and dance all day long

Warm up – Shake (action - sound) and Stop (Silence) (Bethune)

We're going to shake and shake and shake and stop
Shake and shake and shake and stop
Shake and shake and shake and stop
Then we'll shake some more

Circle Song (we make music together)

Let's make a circle, circle, circle
Let's make a circle it's music time.

Pitch (high & Low) Wake up Puppet (Bethune)

Wake up puppet how are you today
So – mi – so – mi – do – do -re – do
G – E – G – E – C - C - D - C1




HELLO/WELCOME SONGS

These songs are short and warm up the body & mind

I'm a little fish

Auslan – Fish and Friend

I'm a little fish oh watch my swim
Here is my tail an here is my fin
When I want to have fun with my friends
I swish my tail and dive right in



I had a tiny turtle

Auslan – Turtle

I had a tiny turtle
Its name was tiny Tim
I put it in the bathtub
To see if it would swim
It drank up all the water
And ate up all the soap
And then it went to bed with a bubble in its throat.
Bubble, bubble, bubble POP!



CORE TOPIC SONG

Teach the lyrics in this song, through 'echo' or 'repeat after me'

Sunny Beach

Bondi beach revamp by Bethune

Lyrics & Actions	<i>Sun-ny beach, sun-ny beach (head, shoulders, tummy)</i> <i>Fish in the sea (fish auslan action)</i> <i>Sun-ny beach (head, shoulders, tummy)</i>
Xylophone Kinder 4	E - D- C - rest E - D- C - rest C - CC - D - rest E - D- C - rest
Solfa	mi - re - do - rest mi - re - do - rest do - do do - re - rest mi - re - do - rest
Rhythm	Ta - ta - ta - rest Ta - ta - ta - rest Ta - ti-ti - ta rest Ta - ta - ta - rest



TOPIC SONGS

Repeat these songs where you can. These songs highlight all the elements of music

Going to the beach

I'm a memory game

Going to the beach
Leaving right away
If it doesn't rain
We'll stay all day

Teacher – Question - Did you bring the (list an instrument)

Child/Educator/Parent – Answer – Yes, I brought the (Item/instrument)

Argh says the Pirate by Brennan

I'm a pirate out at sea
D G A D
A marvellous magical place to be
D G D
Seagulls flying in the air
D G A D
As they flap their wings without a care

G D G D
Argh says the Pirate yo-ho-ho
G D D G A
Argh says the Pirate watch me go

(Chord progression repeats)

I've got me eyepatch I've got me hat
I hear the waves go splash splash splash
I love the sea and I love me mates
Being a pirate is oh so great



ELEMENTS SONGS
Focus on one Element of Music

Charlie over the ocean

Can you echo?

Charlie over the ocean (echo)
Charlie over the sea (echo)
Charlie caught a big fish (echo)
You can't catch me (echo)



Ocean Floor by Andy Donald

C
One, two down in the ocean blue

Dm (G7)
Three, four build on the ocean floor

Em (C)
Five, everybody scuba dive

F
Six, see the dolphins do their tricks

G7
Seven, back to the surface to get air again

Am (F)
Eight, watch the pufferfish inflate

G7
Nine, don't slip on the jellyfish slime

C
Ten, knock it down and start again



EXPRESSION

Children move and express themselves in their own way.

Octopus Garden's (The Beatles – Ringo Starr)

A very famous band & song. Let's be an octopus!

I'd like to be
Under the sea
In an octopus' garden
In the shade
He'd let us in
Knows where we've been
In his octopus' garden
In the shade

I'd ask my friends
To come and see
An octopus' garden
With me
I'd like to be
Under the sea
In an octopus' garden
In the shade

We would be warm
Below the storm
In our little hideaway
Beneath the waves
Resting our head
On the seabed
In an octopus' garden
Near a cave

We would sing
And dance around




LULLABY
Rest and Relax

Big Blue Whale

Rest and relax with one of Tanya's favourite lullabies

There was a big blue whale sleeping
Resting in the ocean blue
There was a big blue whale sleeping
Sleeping the whole night through

The little blue whale was Ada (NAME of child)
She slept the whole night through
The little blue whale was Ada
Sleeping the whole night through



Dugong Magic

A song story by Tanya Bethune. Inspired by the book Dugong Magic by Deborah Kelly

D-
In the warm waters of a shallow bay
A-
a dugong calf is born today.
D-
This little calf, swims with her Mama
A- D-
to the surface, for her first breath.

Chorus

G- D-
Slowly she moves up and down

A-
her tail is strong as she moves along.

G- D-
Slowly she moves up and down

A-
her tail is strong as she moves along.

D-
In the warm waters of a shallow bay

A-
the legend Dugong lives today.

D-
Walking through, the shimmering sea grass

A- D-
Dugong Magic, here today.



Chorus

ROUTINE SONG
Routine, familiarity & retention

GOODBYE SONG – Key Word Sign (Auslan) by Tanya Bethune
Key Words: Goodbye, Time, To go, We, Day.

Goodbye (sign), goodbye it's time (sign) to go (sign)
Goodbye (sign), goodbye it's time (sign) to go (sign)
We (sign) must say, you made our day (sign)
Goodbye (sign), goodbye it's time (sign) to go (sign)

Share these links with your families and on your education portal.

All songs available at [youtube@musicalmindsaustralia](https://www.youtube.com/channel/UCs9N3gxQiMi3iO0tGrN7tyw/videos?app=desktop)

Share this link or the YouTube handle above:

<https://www.youtube.com/channel/UCs9N3gxQiMi3iO0tGrN7tyw/videos?app=desktop>

Sing at home: Educational Resources for families

Share this link for PDF materials & a selection of song videos:

<https://musicalminds.com.au/elcsupportmaterials/>

www.musicalminds.com.au

[instagram.com/musical.minds](https://www.instagram.com/musical.minds)

[facebook.com/MusicalMindsAus/](https://www.facebook.com/MusicalMindsAus/)

