

Let's reflect on what we have learnt...



The Greatest Hits of Term 3!

Topic – The Greatest Hits of Term 3!

Wurundjeri season – Poorneet (Tadpole)

KEY LEARNING AREAS

Auslan – use the Auslan learnt within the songs.

The Elements of Music – Reflect on what we have learnt. Revise the songs that we didn't get to spend as much time on. Reflect on the songs that we loved!

Whole Centre Learning	<p>Let's reflect on the songs that we have learnt this term through the topics of Winter, Dinosaurs and Space.</p> <p>Let's reflect on the movement through the Wurundjeri seasons of Waring, Guling and Poorneet.</p> <p>Let's reflect on some of the key word sings learnt throughout the term.</p> <p>Let's focus on the Elements of Music; beat, rhythm, pitch, dynamics, structure and expression.</p>	Key Word Sign - Auslan
Nursery	Let's listen, explore and move to the music as we experience the songs in our natural environment.	Winter Sleep Rocket Roar Moon Frog Dinosaur
Toddlers	Let's move to the music, acting the drama of the songs and finding the high and low sounds of the notes of the core topic songs through play.	
Kinder 3	Let's reflect on the sounds of the notes found in the core topic songs. Let's find the high and low sounds through solfège and actions.	
Kinder 4/ Pre-Prep	Let's reflect on the notes, solfège and rhythms that we have learnt in the Core topic songs.	

QUESTION TIME!

Kinder 3/4

What hand sign is this? so, mi, do, re, do1

What note is red on the xylophone? C

How many Cs are there? 2

Are they the same pitch? No, one is high and one is low

LET'S MAKE A BAND!

Take a band pack of instruments to your Centres and layer a song

What's a band pack? A variety of special instruments or contrasting tonal instruments that the kids can play.

Layer 1 Keep the beat on an range of instruments

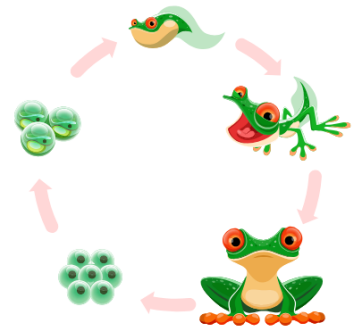
Layer 2 Sing the melody

Layer 3 (Kinder) tap the rhythm of the melody on an instrument or create a shaking pattern using ta and ti-ti

ROUTINE SONGS

Musical Minds Weekly Routine Songs

- Come on in it's time for music
- Let's make a circle
- Shake and Stop
- We always have an acknowledgement of country (not recorded)
- Shake and Stop
- At the end of class we sing the goodbye song in Auslan



Wake up Puppet – solfège (solfa) – What is your music puppets name?

Learn to sing at pitch; FEEL the music kinaesthetically, SEE the music visually and HEAR the music aurally.

HELLO SONG - *These songs are short and warm up the body & mind*

- (Winter) When I wake up in the morning (*Treasures from the Off Attic. K Saliba*)
- (Dinosaurs) 10 little dinosaurs (Nursery Rhyme Revamp)
- (Space) Do as I'm doing follow, follow me (3-4 repeats)

TOPIC SONG - *Repeat these songs where you can. These songs highlight all the elements of music*

- (Winter) Gumboot Splash! (*Bethune*)
- (Dinosaurs) Guling Guling (Donald)
- (Dinosaur) Dinosaur Dinner Dance (Macken)

ELEMENTS SONGS – *Focus on one Element of Music*

- (Winter) Listening - Circle to the left (*Catch a Song*)
- (Dinosaurs) Beat/Rhythm - Long steps, strong steps (*Treasures from Orff in the Attic*)
- (Space) Rhythm- Space Chant (2 repeats)

GAME - *Children learn music through playing games*

- All the little Dinosaurs/Tadpoles/Wombats sleeping till' its noon (Action based)
- Going up Going Down (Parachute/Elastic)
- Tadpole Tadpole (Hide and Seek with scarves, instruments)

CORE TOPIC SONG - *Teach the lyrics in this song, through 'echo' or 'repeat after me'*

- Starlight (Winter/Waring)
- Wattle Tree (Dinosaurs/Guling)
- Could it be a dinosaur? (Dinosaurs/Guling)
- Tadpole (Space/Poorneet)

LULLABY – *Rest and Relax*

- (Winter) Suliram (*Indonesian lullaby*)
- (Winter) Sweet Child o' Mine (*A. Rose, S. Hudson, S. Adler, I. Stradlin, D. McKagan*)
- (Dinosaurs) Time to rest your head (Bethune)

ROUTINE SONGS

Routine, familiarity & retention

ROUTINE SONGS

Welcome Song – Come On In It's Time For Music (Bethune)

Come on in it's time for music

Come on in its music time

We'll sing and dance and play along

We'll sing and dance all day long

Warm up – Shake (action - sound) and Stop (Silence) (Bethune)

We're going to shake and shake and shake and stop

Shake and shake and shake and stop

Shake and shake and shake and stop


Then we'll shake some more

Pitch (high & Low) Wake up Puppet (Bethune)

Wake up puppet how are you today?

So – mi – so – mi – do – do -re – do

G – E – G – E – C - C - D - C1



HELLO/WELCOME SONGS

These songs are short and warm up the body & mind



When I wake up in the morning (Treasures from the *Off Attic*. K Saliba)

*When I wake up in the morning and I get out of bed
I check my body to find my head
Head, shoulders, waist, knees, ankles and toes
I guess my bodies there of my head would know.*

*Where's your head (echo)
Where's your shoulders (echo)
Where's your toes (echo), where's your nose (cheeky quick transition)*

*Where's your head (echo)
Where's your waist (echo)
Where's your knees (echo)*

10 little dinosaurs (Nursery Rhyme Revamp)

*One little, two little, three little dinosaurs
Four little, five little, six little dinosaurs
Seven little, eight little, nine little dinosaurs
Ten little dinosaurs roaring (Auslan sign)*

One little, two little, three little dinosaurs

Follow, follow me

C F G7
Do as I'm doing follow, follow me
C G7 C
Do as I'm doing follow, follow me
C
Follow, follow, follow, me
F G7 C
Follow, follow, follow me

TOPIC SONG

Repeat these songs where you can. Highlight all the elements of music

Gumboot Splash (Bethune)

to the melody of Shorten' Bread

A

Put on my Gumboots, pull them on tight

E7 A

Let's go splashing in the puddles before its night

A

I love my Gumboots they keep my feet dry

E7 A

Lets go splashing in the puddles see my boots fly (rain from the sky)

Chorus

A

Mumma's little baby loves

E7 A

stomping, stomping, stomping around

Splashing, splashing, splashing around

Sliding, sliding, sliding around

Jumping, jumping, jumping around

Guling Guling – by Andrew Donald

Wurundjeri Season of Guling

C F

Guling Guling

G7 C

Orchids blooming

C F

Caterpillars crawling

G7 C

Koalas calling

C F

Guling Guling

G7 C

Wattle blooming

C F

Caterpillars crawling

G7 C

Koalas calling

C F

Days are longer

G7 C

Sun is stronger

C F

Let us all sing

G7 C

Guling Guling




TOPIC SONG

Repeat these songs where you can. Highlight all the elements of music

Dinosaur Dinner Dance (Rhonda Macken – ABC Sing Book)

*The Dinosaur dinner dance began at nine
The food was yum and the feeling was fine
Dressed up in tails, bow-ties and hats
When the announcement came for the dinosaur dance.*

*Shake it, shake it, shake it like you haven't got a care
Twirl your Stegosaurus right up into the air
Slide down your Brontosaurus neck right onto the floor
Everybody dance and shout we want more, more, more!*



ELEMENTS SONGS
Focus on one Element of Music

Rhythm/Beat - Circle to the left (*Catch a Song*)

*Circle to the left we go
Not too fast and not too slow
Circle to the left we go now circle to the right*

*Circle to the right we go
Not too fast and not too slow
Circle to the right we go now everyone walk in*

*Walking in and clap (alter this action on repetitions)
Walking out and clap
Walking in and clap
Let's do it once again*



Beat/Rhythm - Long steps, strong steps (Treasures from Orff in the Attic)

*Moving right along steps
Long steps, strong steps
Here the Dino comes!*

*Stepping over houses
Stepping over trees
Stepping over mountains
Stepping over seas*

*Long steps, strong steps
Moving right along steps
Long steps, strong steps
Here the Dino comes!*

Rhythm – chant - Space Chant

Climb aboard the spaceship, we're going to the moon.
Hurry and get ready were going to blast off soon.
Put on your helmet and buckle up real tight.
So here comes the countdown so count with all your might. 10,9,8,7,6,5,4,3,2,1,
Blast off

CORE TOPIC SONG

Teach the lyrics in this song, through 'echo' or 'repeat after me'

Starlight Starbright (Wurundjeri season – Waring)

- Download your xylophone reading music from the website.

Lyrics	G - A - G - E Starlight, starbright G - AA- GG - E First star I see tonight GG - E- GG - E Wish I may wish I might GG- AA- GG - E Have this wish I wish tonight.
Xylophone Kinder 4	G - A - G - E G - AA- GG - E GG - E- GG - E GG- AA- GG - E
Solfa	So, la, so, mi So, la-la, so-so, mi So-so, mi, so-so, mi So-so, la-la, so-so, mi
Rhythm	Ta, ta, ta, ta Ta, ti-ti, ti-ti, ta Ti-ti, ta, ti-ti, ta Ti-ti, ti-ti, ti-ti, ta



Wattle Tree by Tanya Bethune (Wurundjeri season – Guling)

- Download your xylophone reading music from the website.

Lyrics	Wattle tree, wattle tree Gold and yellow bright to see Guling season wattles bright What a lovely natural sight
Xylophone Basic to Advanced	GG - E - GG - E GG - AA- GG - E GG - EE- GG - E GF- ED- CC - C
Solfa	So- so, mi, so-so, mi So-so, la-la, so-so, mi So-so, mi-mi, so-so, mi So-fa, mi-re, do-do, do
Rhythm	ti-ti, ta, ti-ti, ta Ti-ti, ti-ti, ti-ti, ta Ti-ti, ti-ti, ti-ti, ta Ti-ti, ti-ti, ti-ti, ta Structure of the rhythm is interesting: A, B, B, B



CORE TOPIC SONG

Teach the lyrics in this song, through 'echo' or 'repeat after me'

Could it be a Dinosaur by Tanya Bethune

- Download your xylophone reading music from the website.

Lyrics	Who's that stomping? (question) Could it be a dinosaur. (answer) Who's that flying? (question) Could it be a dinosaur. (answer)
Xylophone Basic to Advanced	G A G E GG AA GG E G A G E GG AA GG E
Solfa	So la so mi So so la la so so mi So la so mi So so la la so so mi
Rhythm	Ta ta ta ta Ti-ti ti-ti ti-ti ta Ta ta ta ta Ti-ti ti-ti ti-ti ta



Tadpole by Tanya Bethune (Wurundjeri season – Poorneet)

- Download your xylophone reading music from the website.

Lyrics	<p>Phrase 1 - Question C Tadpole, tadpole S m s m F G7 Where are you? s l s rest</p> <p>Phrase 1 – Answer C I am over here s m ss m G7 C Where are you? S m d</p>
Xylophone Basic to Advanced	G - E - G- E G- A – G – rest G – E – G G – E G - E - C - rest
Solfa	s - m - s -m s - l - s - rest (shh or sa) s-m-ss-m s – m - d - rest (shh or sa)
Rhythm	Ta ta ta ta Ta ta ta rest Ta ta ti-ti ta Ta ta ta rest When hearing the rhythm notice the repeated 'ta' the end of phrase 2 and 4



ROUTINE SONGS
Routine, familiarity & retention



GOODBYE SONG – Key Word Sign (Auslan) by Tanya Bethune
Key Words: Goodbye, Time, To go, We, Day.

Goodbye (sign), goodbye it's time (sign) to go (sign)
Goodbye (sign), goodbye it's time (sign) to go (sign)
We (sign) must say, you made our day (sign)
Goodbye (sign), goodbye it's time (sign) to go (sign)

Share these links with your families and on your education portal.

All songs available at [youtube@musicalmindsaustralia](https://www.youtube.com/channel/UCs9N3gxQiMi3iO0tGrN7tyw)

Share this link or the YouTube handle above:

<https://www.youtube.com/channel/UCs9N3gxQiMi3iO0tGrN7tyw/videos?app=desktop>

Sing at home: Educational Resources for families

Share this link for PDF materials & a selection of song videos:

<https://musicalminds.com.au/elcsupportmaterials/>

www.musicalminds.com.au

[instagram.com/musical.minds](https://www.instagram.com/musical.minds)

[facebook.com/MusicalMindsAus/](https://www.facebook.com/MusicalMindsAus/)

